



2022-2027 FIRE DISTRICT STRATEGIC PLAN

The Mid-Columbia Fire and Rescue strategic plan is the result of an in-depth examination by the Strategic Planning Team of the Fire District's vision for the future and a road map of how we will arrive at this destination. The strategic plan is a living document. It will be monitored for accomplishment, reviewed as we move forward, and adjusted as needed to ensure it remains a relevant and detailed path to the future.

The concept driving this plan is simple and straight-forward: Achieve positive outcomes in saving lives, protecting property, caring for our community, and keeping our members safe. The process to do so is anything but simple and we rely heavily on strategic planning to help us chart that course.

In order to achieve the adopted mission, vision, and values, seven goals were identified to provide direction for the Fire District to move forward. A series of objectives were developed for each goal. The objectives describe, in measurable terms, specific projects to address each identified goal. These objectives are believed to be realistic for the plan's five-year timeframe.

Performance measures will be identified for each objective during budget development to provide further definition to specific activities that must be accomplished to complete an objective. Additionally, timelines will be assigned to indicate when, during this plan, an objective is to be initiated and completed, with lead responsibility for each objective assigned as well.

Annually, prior to the development of budget requests, this plan will be reviewed and updated. Completed objectives will be identified, objectives to respond to emerging issues may be added, and adjustments will be made to the remaining objectives to accommodate changing circumstances and conditions.

Mid-Columbia Fire and Rescue will maintain this plan as a forward looking, comprehensive strategy to ensure it remains focused on those efforts that best support the Fire District's mission. As we move forward to begin a new journey, please take the time to review our path forward in the pages that follow. Your involvement and support are very important to the success of our future.

Robert F. Palmer
Fire Chief



MOTTO

“Educate, Serve and Protect.”

VISION

Created jointly with the Board of Directors, our shared vision is:

“To provide for the optimal safety and welfare of the community and our members.”

We invite community members and partner agencies to help MCFR support and advance the attributes of our vision illustrated below:

- Protection from fire, medical and other emergencies is accomplished through targeted, and pro-active community risk reduction measures. When emergencies do occur, we have competently trained and skilled personnel that provide fast and effective response services.
- We are committed to providing fiscally responsible and efficient services to our community while honoring our values, accomplishing our mission, and achieving our goals.
- The education we deliver through community outreach to the residents and businesses of our community stimulates them to take an active role in EMS and Fire prevention, preparedness, resilience, and cost reduction measures. We see our own personnel practicing the same principles in their lives as well.
- Cooperative sharing of resources and collaborative partnerships enable us to provide a more efficient emergency response system. We see this as a vital component in our ability to reduce and eliminate the risk from fire, rescue, and medical events within our Fire District.
- We will take the Fire District into the future by keeping pace and expanding with community growth (e.g., career and volunteer recruitment, addition of fire station(s) to provide enhanced deployment for faster response times, etc.), and maintaining our commitment to protecting our citizens, families, colleagues, visitors, and the preservation of our profession in the delivery of these services.
- We will ensure that our equipment, apparatus, and facilities are properly maintained and updated now and into the future.
- We will ensure that continuity of operations for the Fire District is maintained through established emergency and succession planning.



MISSION

“We are committed to providing professional emergency and non-emergency services to minimize suffering, protect life, environment, and property.”

MCFR MEMBERS BELIEVE IN THE FOLLOWING VALUES:

- **P**-rofessionalism
- **R**-espect
- **I**-ntegrity
- **D**-uty
- **E**-ngaged

FIRE DISTRICT GOALS AND OBJECTIVES

GOAL 1:

G-1.1: Create a sound and sustainable budget for the future growth.

Performance Objectives:

PO-1-1: Provide a balanced budget, maintain fiscal responsibility, and comply with Oregon Revised Statute.

GOAL 2:

G-2.1: Build upon the relationships we have, work on those relationships that require more effort, and look for opportunities to nurture future partnerships.

Performance Objectives:

PO-2.1: Maintain and update current partnerships and agreements with regional and local emergency services.

PO-2.2: Engage relationships with Oregon State Fire Marshal’s office to influence funding and programs made available with Wildland Urban Interface legislature.



PO 2.3: Innovate and pursue programs in cooperation with local, state, and federal agencies to offset expenditures of Fire District programs.

PO-2.4: Develop the capacity to participate in State mobilizations.

PO-2.6: Develop reliable and constructive communication between MCFR and all local government entities to facilitate consistent, open, and positive relationships.

PO-2.7: Provide annual service update to community partners, internal members, and the community at large.

PO-2.8: Meet and ensure compliance with collective bargaining contractual obligations.

PO-2.9: Develop consistent communication channels with the local, regional, and state health care community to enhance relationships and to stay informed on evolving community needs.

GOAL 3

G-3.1: Protect our community from fire, medical and other emergencies through targeted and forward thinking CRR (Community Risk Reduction) measures.

Performance Objectives:

PO-3.1: To provide fire safety and other public education to the community.

PO-3.2: Work with regional partners to provide education for community risk reduction.

PO-3.3: Develop new and innovative methods to educate the public in community risk reduction activities.

PO-3.4: Provide response personnel with the information needed to mitigate an incident at commercial and residential occupancies throughout the Fire District.

PO-3.5: Ensure that commercial occupancies within the Fire District operate in a safe manner to protect life and property.

PO-3.6: Investigate programs to reduce the risk of wildland fires within our Fire District.

PO-3.7: Investigate the origin and cause of all fires within the Fire District.

PO-3.8: Provide innovative public outreach campaigns to minimize loss of life and property.



GOAL 4

GOAL 4.1: Provide and maintain competently trained and skilled personnel which deliver fast efficient response services.

Performance Objectives:

PO-4.1: To provide quality, cost-effective training, and development designed to increase individual, and organizational productivity, enhance knowledge, develop skills, and enrich the organization.

PO-4.2: To continue our efforts to increase the number of certified, trained, and competent emergency responders within the Fire District and to market our program within the community.

PO-4.3: Evaluate current fire station locations with response data and risk analysis to determine data-driven needs for future fire stations.

PO-4.4: Collect, analyze, and openly report response data based on Fire District policy to internal customers.

GOAL 5

G-5.1: Ensure that equipment, apparatus, and facilities are properly maintained and updated to provide reliable and dependable response services.

Performance Objectives:

PO-5.1: Adequately fund capital improvement plans.

PO-5.2: Establish a comprehensive maintenance program which maintains the operational fleet in response ready condition.

PO-5.3: Continue to maintain facilities in a safe and operational status.

PO-5.4: Establish a comprehensive maintenance program which maintains equipment to Fire District standards.

GOAL 6

G-6.1: Keep pace and expand with community needs and growth to maintain our commitment to meeting the Fire Districts mission.

Performance Objectives:

PO-6.1: Pursue an effective fire fighting force based on Fire District historical and projected data to improve the ISO Public Protection Classification.



PO-6.2: Establish a seasonal wildland response force to meet the intent of becoming the foremost wildland firefighting Fire District in Eastern Oregon.

PO-6.3: Enhance the Fire District's pre-hospital response system to become the preeminent EMS agency in the State of Oregon.

PO-6.4: Study and implement competitive compensation and benefit packages to attract and retain quality personnel.

GOAL 7

Continuity of operations for the Fire District is maintained through emergency operations and succession planning.

Performance Objectives:

PO-7.1: Maintain and update a standards of cover plan based on changes to occur within the Fire District.

PO-7.2: Develop a continuity of operations plan.

PO-7.3: Establish an administrative staff succession plan for anticipated retirements.

PO-7.4: Develop an officer training plan to prepare employees for promotional opportunities.

2022-27 STRATEGIC PLAN PROGRESS CHART

G-1.1: Create a sound and sustainable budget for the future growth.			
OBJECTIVES:	ASSIGNED	STATUS	COMMENTS
PO-1-1: Provide a balanced budget, maintain fiscal responsibility, and comply with Oregon Revised Statute.	Palmer	Ongoing for duration of plan.	The FY 2024-25 budget is in process.

G-2.1: Build upon the relationships we have, work on those relationships that require more effort, and look for opportunities to nurture future partnerships.			
OBJECTIVES:	ASSIGNED	STATUS	COMMENTS
PO-2.1: Maintain and update current partnerships and agreements with regional and local emergency services.	Palmer	80%	Cooperative agreements (MA and AA) are currently being addressed.
PO-2.2: Engage relationships with Oregon State Fire Marshal's office to influence funding and programs made available with WUI legislature.	Palmer/ Wood	100%	As of April 2023, four seasonal wildland FF's (Crew 24) were employed by the Fire District. A WL mitigation grant was approved by the OSFM in May 2023 and is being administered by DC Beckner.
PO 2.3: Innovate and pursue programs in cooperation with local, state, and federal agencies to offset expenditures of Fire District programs.	Palmer/Jensen	100%	In May 2023, grant funding for the FF apprenticeship program was approved. A 12 week recruit academy for 6 FF's commences on July 10th. The WL capacity grant was also approved May 2023 providing funding for upstaffing during the WL season.
PO-2.4: Develop the capacity to participate in State mobilizations.	Palmer/Jensen	100%	As of January 2023, our dual-role FF staffing increased from 21 to 24 positions and effective July 10, 2023, we employed six FF apprenticeship positions. This is a 28.5% increase in dual-role staffing which enhances our flexibility in participating in State mobs. Teh addition of Crew-24 provides more flexibility of sending out a mob. task force.
PO-2.5: Develop reliable and constructive communication between MCFR and all local government entities to facilitate consistent, open, and positive relationships.	All Staff	100%	As of the adoption of this strategic plan, all of staff has made a concerted effort to enhance relationships with local government and partner agencies. This is an ongoing effort which we will continue to work on and monitor.
PO-2.6: Provide annual service update to community partners, internal members, and the community at large.	Palmer/Jensen	75%	Service level data is currently being pushed out both internally and externally thorough the Board report. The transition to a new CAD system will provide a more comprehensive, reliable and efficient database. The SOC is currently in the process of being completed.
PO-2.7: Meet and ensure compliance with collective bargaining contractual obligations.	Palmer/Jensen	100%	The CBA was ratified in December 2022 and will expire in June 2025. Mid-term impact bargaining was settled for the FF Apprenticeship program. We are currently bargaining the impact of PLO. CBA compliance is an ongoing process to ensure positive working relationships.
PO-2.8: Develop consistent communication channels with the local, regional, and state health care community to enhance relationships and to stay informed on evolving community needs.	Jensen	100%	As of January 2023, channels are 100% open and our administrative relationships have improved on the local level. MCMC has also communicated they feel our relationship has improved greatly. We remain very active in ATAB #6 and continue to have a bi-weekly meeting with our regional health care facilities, EMS partners, and Oregon Health Authority. Our goal is to be a cooperative partner regionally and maintain good policy in balancing current emergencies while preparing for and maintaining adequate service levels for the next emergency. Our mission is openly conveyed with our health care partners who's sole focus is healthcare related emergencies.

G-3.1: Protect our community from fire, medical and other emergencies through targeted and forward thinking CRR (Community Risk Reduction) measures.			
OBJECTIVES:	ASSIGNED	STATUS	COMMENTS
PO-3.1: To provide fire safety and other public education to the community.	Wood	100%	We attend scheduled events with advanced notice as well as events that are one-off to engage the public and provide fire and life safety information. Ongoing program.
PO-3.2: Work with regional partners to provide education for community risk reduction.	Wood	100%	We are part of the Mid-Columbia Fire Prevention Co-Op and attend events as needed. Attend meetings. Ongoing program.
PO-3.3: Develop new and innovative methods to educate the public in community risk reduction activities.	Wood	100%	The Fire Prevention Week Theme for 2023 will be announced soon (7/23). Once announced, a plan will be developed to deliver public education to schools. Schedule will be developed shortly after school starts. Ongoing program.
PO-3.4: Provide response personnel with the information needed to mitigate an incident at commercial and residential occupancies throughout the Fire District.	Wood	100%	This includes: Company Inspections, Pre-Incident Planning, Fire Investigation (to stop future fires) and general public encounters such as Smoke Alarm Inspection/Installs, Pub Ed events, etc. Ongoing program.
PO-3.5: Ensure that commercial occupancies within the Fire District operate in a safe manner to protect life and property.	Wood	100%	Prevention Division Inspections, Company Level Inspections. Ongoing program.

PO-3.6: Investigate programs to reduce the risk of wildland fires within our Fire District.	Wood	100% January 2023	SB762 has impacted wildfire risk reduction and more info is pending in 2023. Risk Maps are pending (7/23)
PO-3.7: Investigate the origin and cause of all fires within the Fire District.	Wood	100% October 2022	8 District personnel (3 Chiefs, 2 Officers and 3 Firefighters) attended Wildland Fire Investigation Training. This will greatly increase our accuracy in determining wildland fire causes to reduce future ignitions. All fires are investigated to provide most likely fire cause.
PO-3.8: Provide innovative public outreach campaigns to minimize loss of life and property.	Wood	100%	Work with schools, social media and the Prevention Co-Op as well as attend public events. Ongoing program.

GOAL 4.1: Provide and maintain competently trained and skilled personnel which deliver fast efficient response services.			
OBJECTIVES:	ASSIGNED	STATUS	COMMENTS
PO-4.1: To provide quality, cost-effective training, and development designed to increase individual, and organizational productivity, enhance knowledge, develop skills, and enrich the organization.	Coleman	100%	This is an ongoing process that was started several years ago and continues. We are very active in classes offered to our personnel as well as our partner organizations. We have added live fire props to our training grounds and continue to look for ways to improve our training facilities and our instructors.
PO-4.2: To continue our efforts to increase the number of certified, trained, and competent emergency responders within the Fire District and to market our program within the community.	Coleman	100%	We have trained and certified numerous personnel in the region over the last 3 years and continue to be the leaders in education. 73 WF type II 54 WF type I 4 Eng. Boss, 22 FF I 9 FF II 21 AO's 21 aerial op 20 NFPA Rope I & II 1 Fire Officer I, 5 NFPA instructor I, 3 NFPA instructor II, 8 NFPA common passenger vehicle rescue technician. In the up coming year we will continue to offer classes to allow our personnel to advance their knowledge . Our apprenticeship program is full with 6 personnel enrolled and attending classes.

<p>PO-4.3: Evaluate current fire station locations with response data and risk analysis to determine data-driven needs for future fire stations.</p>	<p>Jensen</p>	<p>70% complete</p>	<p>As of April 2023, Staff commenced researching time related data relative to station locations. This GIS information is overlaid with actual demand and response type data. The goal is to get the right resources on scene within established NFPA time standards to provide a positive outcome. The location providing the greatest benefit to serve our community must be determined. We plan to have this process completed by the end of CY 2024. Once this is accomplished, land availability will be assessed.</p>
<p>PO-4.4: Collect, analyze, and openly report response data based on Fire District policy to internal customers.</p>	<p>Jensen</p>	<p>90% complete</p>	<p>Many data points are used to evaluate our response and deployment. With the upgrade in RMS by the end of 2023 and the implementation of a new CAD system by the end of 2024, the final data points will be readily accessible.</p>

G-5.1: Ensure that equipment, apparatus, and facilities are properly maintained and updated to provide reliable and dependable response services.			
OBJECTIVES:	ASSIGNED	STATUS	COMMENTS
G-5.1: Ensure that equipment, apparatus, and facilities are properly maintained and updated to provide reliable and dependable response services.	Jensen	100%	This objective was implemented in the FY 2022-23 budget and will continue in perpetuity for consecutive budgets. The fleet capital replacement is being funded as scheduled and will be ongoing.
PO-5.2: Establish a comprehensive maintenance program which maintains the operational fleet in response ready condition.	Jensen	80%	Our current struggle is finding reliable, qualified, and available mechanics to work on our apparatus. Captain Blumenthal and DC Beckner have taken on coordination of vendors and keep ing a more reliable system with the vendors we do have. Progress is being made.
PO-5.3: Continue to maintain facilities in a safe and operational status.	Jensen	On schedule	Facilities are being updated as per the capital improvement schedule.
PO-5.4: Establish a comprehensive maintenance program which maintains equipment to Fire District standards.	Jensen	90%	As of January 2024, Chief Beckner has been coordinating and working with many department personnel to ensure maintenance and checks are being conducted in a thorough and timely fashion. Chief Beckner is making great progress.

G-6.1: Keep pace and expand with community needs and growth to maintain our commitment to meeting the Fire Districts mission.			
OBJECTIVE:	ASSIGNED	STATUS	COMMENTS
PO-6.1: Pursue an effective fire fighting force based on Fire District historical and projected data to improve the ISO Public Protection Classification.	Jensen/Palmer	80%	In November 2022, tax revenue was deemed sufficient to add three new dual-role FF's. In July 2023, six FF apprentices were employed through an OSFM grant program. Overall, a 28.5% increase in staffing levels. We will continue our pursuit of this objective throughout the life of the strategic plan. We continue to look for opportunities to fill current vacancies.
PO-6.2: Establish a seasonal wildland response force to meet the intent of becoming the foremost wildland firefighting Fire District in Eastern Oregon.	Palmer/Jensen	100%	It was our intent to hire a seasonal staff of WL FF's for the summer season of 2022 through an OSFM grant award. This did not occur due to an unforeseen issue. In April 2023, four WL seasonal FF's (Crew 24) were employed for the 2023 WL season and are an invaluable component of our workforce.
PO-6.3: Enhance the Fire District's pre-hospital response system to become the preeminent EMS agency in the State of Oregon.	Jensen	100%	For CY 2022, current response times exceed Oregon Health Authority and County ASA rules. The Cardiac Survival rate in 2021 exceeded State and National rates as well. We are still finalizing data for CY 2022. In the future, data will be conveyed through the District's annual service level report.

<p>PO-6.4: Study and implement competitive compensation and benefit packages to attract and retain quality personnel.</p>	<p>Palmer</p>	<p>100%</p>	<p>In April 2021, adjustments were made to the Office Manager and Chief Officers salary scale and incorporated into Employee Handbook. The Fire District concluded bargaining a successor contract with the Local in December 2022 which included an equitable wage and benefit package. the Admin. wage scale was adjusted accordingly to resolve disparity between steps.</p>
--	---------------	-------------	---

G-7.1: Continuity of operations for the Fire District is maintained through emergency operations and succession planning.			
OBJECTIVE:	ASSIGNED	STATUS	COMMENTS
PO-7.1: Maintain and update a standards of cover plan based on changes to occur within the Fire District.	Jensen	60%	The SOC is currently in the process of being updated and redrafted to match the standard format and contents of the Center for Public Safety Excellence. During this quarter we will be completing our community expectations survey and staffing needs assessment.
PO-7.2: Develop a continuity of operations plan.	Jensen	25%	Preliminary research and scope for this plan is complete and the first draft is in progress. This project will follow the completion of the SOC.
PO-7.3: Establish an administrative staff succession plan for anticipated retirements.	Palmer	100%	As of December 1, 2022, the succession plan is complete and is implemented.
PO-7.4: Develop an officer training plan to prepare employees for promotional opportunities.	Cole/Jensen	90%	This is an ongoing process, we are currently offering all classes and educational needs to have the ability to promote within the District.

Budget Goals for FY 2024-25

A Summary of the Strategic Plan and Budget Goals

The 2022-2027 Strategic Plan outlines the vision, mission, values, and goals of our organization for the next five years. The plan is based on a comprehensive analysis of our strengths, weaknesses, opportunities, and threats, as well as feedback from our stakeholders and partners. The plan also aligns with our core values of excellence, innovation, collaboration, diversity, and social responsibility.

One of the key components of the plan is the budget goals, which define how we will allocate our resources to achieve our strategic objectives. The budget goals are based on the following principles:

- We will prioritize the quality and impact of our programs and services over the quantity and scope.
- We will invest in our human capital, infrastructure, and technology to enhance our efficiency and effectiveness.
- We will diversify our revenue sources and seek new opportunities for funding and partnerships.
- We will maintain a balanced budget and a healthy reserve fund to ensure our financial sustainability and resilience.
- We will monitor and evaluate our budget performance and adjust our plans as needed.

The budget goals below reflect our commitment for FY 2024-25 to pursue our strategic vision and mission, while ensuring our financial stability and accountability:

- Ensure compliance with associated contractual requirements and obligations.
- Meet Fire District financial obligations associated with payroll, benefit, and operational needs.
- Evaluate Fire and EMS staffing needs to determine the operational efficiency of current programs.
- Appropriate reserve funds for constructing a roof over the four-story section of the training tower.
- Appropriate reserve funds to acquire and install a simulated elevator shaft to be incorporated into the training tower.
- Appropriate reserve funds to maintain and/or improve operational readiness and timely response to include the following items:
 - Type VI Engine
 - Two Type I Ambulances
 - Training tower roof
 - Training tower elevator shaft
 - Training props and accessories
 - Structure collapse kit and accessories
 - Structural PPE
 - CAD replacement project

- Apparatus cameras
 - Mobile radio replacement
 - Replacement of EMS equipment and accessories
 - Stacker Butte radio site maintenance and improvements
- Ensure capital purchases associated with facilities and equipment are funded to maintain peak operational efficiency to include the following items:
 - LDH supply and fire attack hose
 - Nozzles and appliances
 - Circular saw
 - Computers and accessories
 - Public education props and accessories
 - Upgrading of audiovisual equipment for training room
- Incorporate the Station 1 generator into to the Capital Improvement Plan for future replacement.
 - Appropriate funding to market the fuels and wildland mitigation program.
 - Appropriate funding to support a 6-person seasonal hand crew for wildland mitigation and response purposes.
 - Appropriate funding to enhance the MCFR drone program.
 - Assess all account lines to determine effectiveness in tracking expenditures. Ensure all account lines meet budgetary needs.
 - Omit interfacility transfers and the revenue associated with this EMS program, pending any required bargaining obligations.
 - Research and develop a backup plan for continuity of District financial services.
 - Finalize the transition of MCFR Volunteer Firefighter By-Laws to Ft. Dalles Benevolent and Preservation Fund By-Laws.
 - Incorporate funds to maintain the Fire District's comprehensive occupational health and fitness program.

We will review our budget goals annually and make adjustments as necessary to respond to the changing needs and expectations of our stakeholders and partners.

**FISCAL YEAR 2024 – 2025
BUDGET MESSAGE
MID-COLUMBIA FIRE AND RESCUE**

The Fire District budget proposal for FY 2024-2025 was prepared by the Fire Chief, Assistant Fire Chief and Office Manager. Budget input and information for this process was provided by administrative and career staff. This a balanced budget as presented which follows the Boards goals of maintaining fiscal responsibility and complying with current laws and regulations set forth within Oregon budget law.

The District has moved into year three of our 2022-27 strategic plan, the goals of which define the direction for future growth and development of the District, outline the major steps to achieve them, and directly relate to this proposed budget. This is a high-level document which serves as a communication tool to articulate strategic thinking as to the reasons behind the goals identified within the plan and the roadmap for achieving our mission. The overall purpose of this plan is to provide and maintain an enhanced level of safety and service to the patrons of our community and our Fire District members. A status report providing a current snapshot of the goals we have accomplished is attached for reference.

The proposed FY 2024-25 budget incorporates appropriations to meet obligations associated with wage and benefit adjustments, and maintains our carryover, reserve fund, operational objectives, and capital purchases with no required cutbacks. We have been fortunate to continue strengthening our economic position based on the following factors: excellent financial management, stabilization of ambulance revenue, the Ground Emergency Medical Transport (GEMT), and

Coordinated Care Organization (CCO) reimbursement programs (covers the gap between what Medicaid pays and actual EMS operational costs), tax-exempt industry transitioning to the tax rolls, and grant funding opportunities.

The proposed budget maintains necessary staffing levels required for efficient and timely Emergency Medical (EMS), structure, and wildland response. The single-role EMS program will undergo organizational evaluation to assess how the District may best continue to provide high-quality EMS to our community patrons. The dual-role FF program will increase to twenty-six skilled and competent fire personnel cross-trained as EMT's and paramedics for fire, rescue, and EMS response. The single-role wildland program employs up to six qualified seasonal FF's assigned to wildland response. The District's leadership of highly qualified administrative staff consists of the Fire Chief, Assistant Fire Chief, three Division Chiefs and one Office Manager.

This budget maintains ongoing contracts with the City of The Dalles (financial services agreement), Wasco County (911, GIS and Ambulance Service Area (ASA-2) agreements), Systems Design West, LLC (third-party ambulance billing services), as well as appropriated funds set aside to contract for wildland services based on need.

The District operates the ambulance service for ASA-2 which currently includes local EMS response and inter-facility transfers. This budget proposal incorporates a transition to local EMS response only with the District moving away from conducting inter-facility transfers, pending any required bargaining obligations.

The District will enter the final year of a three-year contract with IAFF Local 1308 and will enter into negotiations this fiscal year for a successor labor contract. An IGA remains in effect with the Oregon State Fire Marshal (OSFM) that has provided revenue in the amount of 1.5 million dollars to implement a two-year apprenticeship program which enabled the District to hire and train six apprentice firefighters to the journeyman level. We will be entering into year two of this program at the beginning of the 2024-25 FY. The District is also entering into year two of a \$467,000.00 grant awarded by the OSFM to engage in community wildfire risk reduction projects over three budget cycles.

This budget additionally appropriates revenue for reserve fund transfers necessary to provide current and future funding for larger purchases associated with apparatus, equipment and facilities based upon our 20-year capital improvement and replacement plan. Reserve funds are used for planned purchases not budgeted within the General Fund. In certain reserve accounts, other appropriated revenue is reserved for future planned CIP expenditures, however, such revenue is appropriated for use in the case of a major unforeseen emergency that may require replacement or repair of apparatus and equipment. It is the District's goal to build adequate reserves over time to consistently fund planned Capital purchases to avoid the need to bond such projects.

The taxpayers of the Fire District approved a General Obligation Bond measure on the November 2017 ballot in the amount of \$3,850,000.00 to fund fire apparatus, equipment, and facilities improvements. The issuance of these bonds occurred in February 2018. The bond project fund has since been closed out and the debt service fund is currently in its

sixth year of retiring a 15-year bonded indebtedness. We thank and appreciate our community for the support received for this bond and will remain dedicated to maintaining adequate reserve funds for future apparatus, equipment, and facilities replacement/improvements.

Enterprise Zone (EZ) program funds in the amount of \$56,000.00 each year are received from the EZ program through a partnership with the City of The Dalles to assist with retiring a 15-year debt incurred as a result of the purchase and construction of our training tower facility. A debt service fund to retire this debt is administered through the Training Reserve Fund. Additionally, \$34,000 is received from the EZ program through this partnership to support our paramedic training program. Additional revenue is budgeted to supplement the EZ funds we receive to support each of these programs.

The total General Fund FY 2024-25 budget amounts to \$11,150,001. The beginning fund balance for FY 2024-25 is projected to be \$4,179,801. Our ending fund balance is projected to be \$1,876,574. The projected carryover amount is utilized in conjunction with our monthly ambulance collections to carry the fire district through the first 4 to 4 ½ months of conducting business without tax revenue per Fire District policy.

Uncollectable current year tax revenues are estimated at 5.0%. Measure 5 compression for the 2023-24 FY is \$184,230 and was \$127,171 for the 2022-23 FY, reflecting an increase of \$57,059. The Urban Renewal tax assessment for FY 2023-24 is \$214,619 and was \$217,940 for FY 2022-23, reflecting a decrease of \$3,321.

District property values have been adjusted to reflect a 3.5% growth. A contingency of \$100,000 has been incorporated into the proposed budget. Contingency is used for unforeseen or unplanned expenditures which may become necessary during the budget process.

The Personal Services category reflects wages, benefits and equipment for 5-command staff, 1-support staff, 26-line fire/EMS positions, and 2-EMS only positions and up to 6-seasonal WL firefighter positions. This budget proposes the incorporation of 2 additional line fire/EMS positions and not filling 2 EMS only positions.

We favorably received a wildland capacity staffing grant in the amount of \$35,000 which will provide additional funding to staff up during periods of wildland severity. The revenue received through the wildland capacity grant, apprenticeship grant and wildland mitigation grant , as well as the associated appropriations have been incorporated into this budget proposal.

Each budget category is listed below, summarizing the totals proposed by category.

PERSONAL SERVICES

Budget Proposal: \$6,844,377

GENERAL FUND MATERIALS & SERVICES

Budget Proposal: \$1,662,800

GENERAL FUND CAPITAL OUTLAY

Budget Proposal: \$37,900

RESERVE FUND TRANSFERS

Budget Proposal: \$628,350

The annual reserve fund transfer requirements necessary to meet Capital Improvement/Replacement projects for the budget year are noted below. Amounts may vary from year to year based upon annual project requirements. Figures are rounded to the nearest dollar amount.

FUND	REQ.	PLAN TIME
Apparatus Reserve	\$446,000	Over 20 Years
Building Reserve	\$40,000	Over 15 Years
FF Equipment Reserve	\$61,000	Over 15 Years
Training Reserve	\$5,000	Over 40 Years
Technical Rescue Reserve	\$4,000	Over 15 Years
Retirement Liability Reserve	\$70,000	Tx. based on ret. liability
Stacker Butte Fund	\$2,350	Rental fee payment
Total Transfer Requirements	\$628,350	

SPECIAL FUNDS

Stacker Butte and Fire Med are special funds established for managing the appropriations associated with the Stacker Butte radio site and the Fire Med subscription program.

The Fire Med fund is a separate budget that accounts for the following line items: Fire Med fees; Fire Med grants & other revenue; Fire Med Materials & Services and Fire Med Capital Outlay. The Lifeflight Network handles all marketing, promotions, and fee collections for MCFR’s Fire Med program through a partnership agreement. Fire Med provides funding for the perpetuation of this program as well as for EMS training and equipment. This fund is self-supporting.

The Stacker Butte fund is a separate budget that accounts for the following items: Stacker Butte utilities; Sublease fees; Stacker Butte Materials & Services; and Stacker Butte Capital Outlay. Stacker Butte is managed by a Consortium partnership between MCFR, ODF and Columbia River Inter-Tribal Fisheries Enforcement. The Consortium leases a radio site located on Stacker Butte from Janelle Depolo through the Eddins Estate. The Consortium has negotiated a new 20-year lease with the landlord which will take effect April 2025. The Consortium subleases site space to four other public agencies and one private entity. Each of these subleases are currently in the process of renewal now that the Consortium's lease has been finalized. All agencies rely heavily on this site for effective radio coverage and communications.

DEBT SERVICE FUND

The apparatus/equipment bond in the amount of \$3,850,000 was approved by the fire district patrons on November 7, 2017. General Obligation Bonds, Series 2018 were issued on January 19, 2018. A capital project fund was created in the budget to appropriate funds for the purchase of apparatus, and complete facilities improvements authorized by the bond. Once bond purchases were completed, the project fund was dissolved, and a debt service fund was established to retire the bond.

A debt service fund is required by statute to retire the 15-year debt incurred by the District for the bond proceeds. The District will levy \$331,935 for FY 2024-25. The District will budget \$331,935 in estimated taxes to be received, \$6,300 in prior year taxes and \$3,000 in interest earned for the debt service fund. The total principal payment obligation for the proposed FY 2024-25 budget will amount to \$235,000. The

total interest expense payment obligation will amount to \$73,700. The ending fund balance will amount to \$101,643.

A debt service fund is incorporated into the Training Reserve Fund to retire the training facility debt. The District will budget \$56,000 in EZ revenue, and \$2000 in interest earned. The total principal payment obligation for the proposed FY 2024-25 budget will amount to \$53,934. The total interest expense payment obligation for the Debt Service Fund will amount to \$5,462. Other appropriated revenue of \$21,469 will be reserved for any unforeseen expenses.

The proposed budget for FY 2024-25 reflects the District's commitment to provide high-quality fire and emergency medical services to the community, while also ensuring fiscal responsibility and accountability. The budget supports the District's vision to be a leader in fire and emergency medical services, and its core values of professionalism, respect integrity, duty, and engagement. The District appreciates the support and collaboration of the Board of Directors, Civil Service Commissioners, our members, and the community in advancing its mission and goals.

Mid-Columbia Fire and Rescue

2024-25 Budget Calendar

December 18, 2023	Appoint Budget Officer
December 2023 – February 2024	Commence Preparation of Proposed Budget
April 24, 2024	Publish Notice of Budget Committee Meeting (Chronicle & MCFR Website)
May 21, 2024	Budget Committee Meets to Consider and Approve Proposed Budget
May 21 – May 31, 2024	Budget Committee Meets if Necessary
June 5, 2024	Publish Notice of Hearing and Summary
June 17, 2024	Hold Budget Hearing
June 17, 2024	Adopt Budget, Make Appropriations
July 15, 2024	Submit Budget to County Assessor

BUDGET COMMITTEE

TERM

John Willer	2024-25, 2025-26, 2026-27
Dr. Wallace Wolf	2022-23, 2023-24, 2024-25
Michael Hamilton	2024-25, 2025-26, 2026-27
Kiel Nairns	2022-23, 2023-24, 2024-25
Tom Ashmore	2022-23, 2023-24, 2024-25

BOARD OF DIRECTORS

TERM

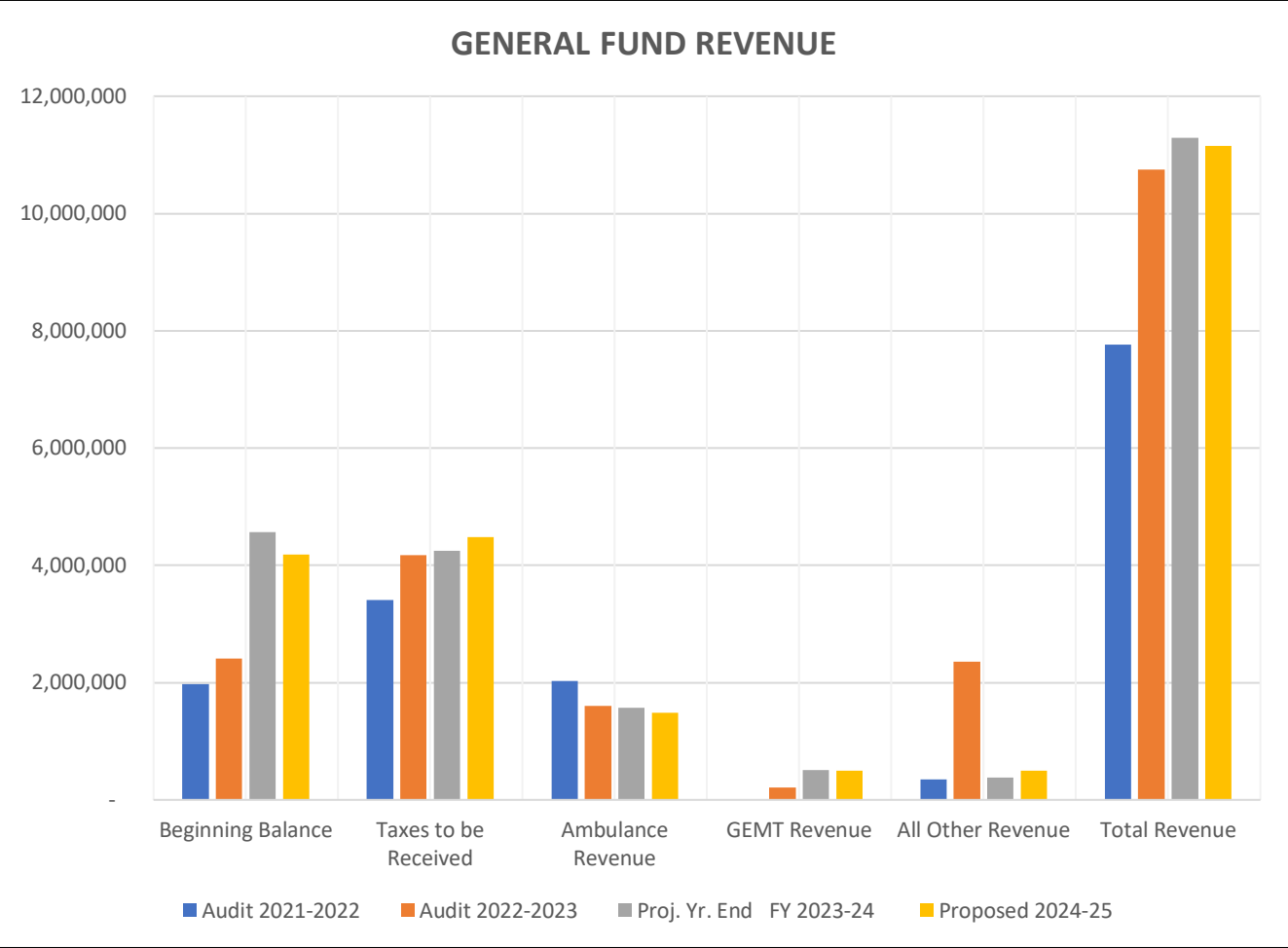
Diana Bailey	2023-2027
Walter Denstedt	2023-2027
Dick Schaffeld	2023-2027
David Jacobs	2021-2025
Cory Case	2021-2025

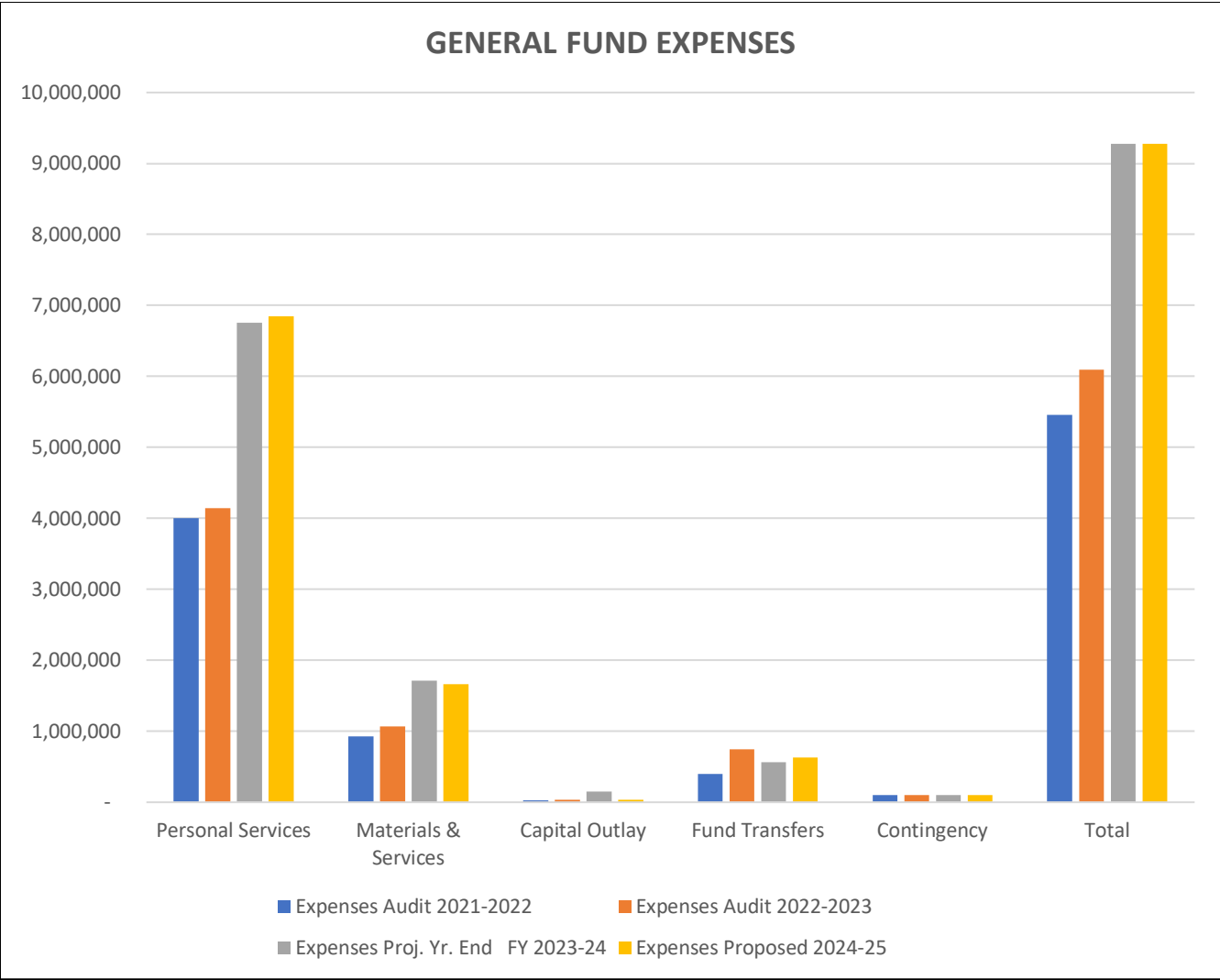
General Fund Budget Worksheet
Estimated Property Tax Revenue 2024-2025
Based on Permanent Tax Rate of \$2.1004 per \$1,000 of Assessed Value

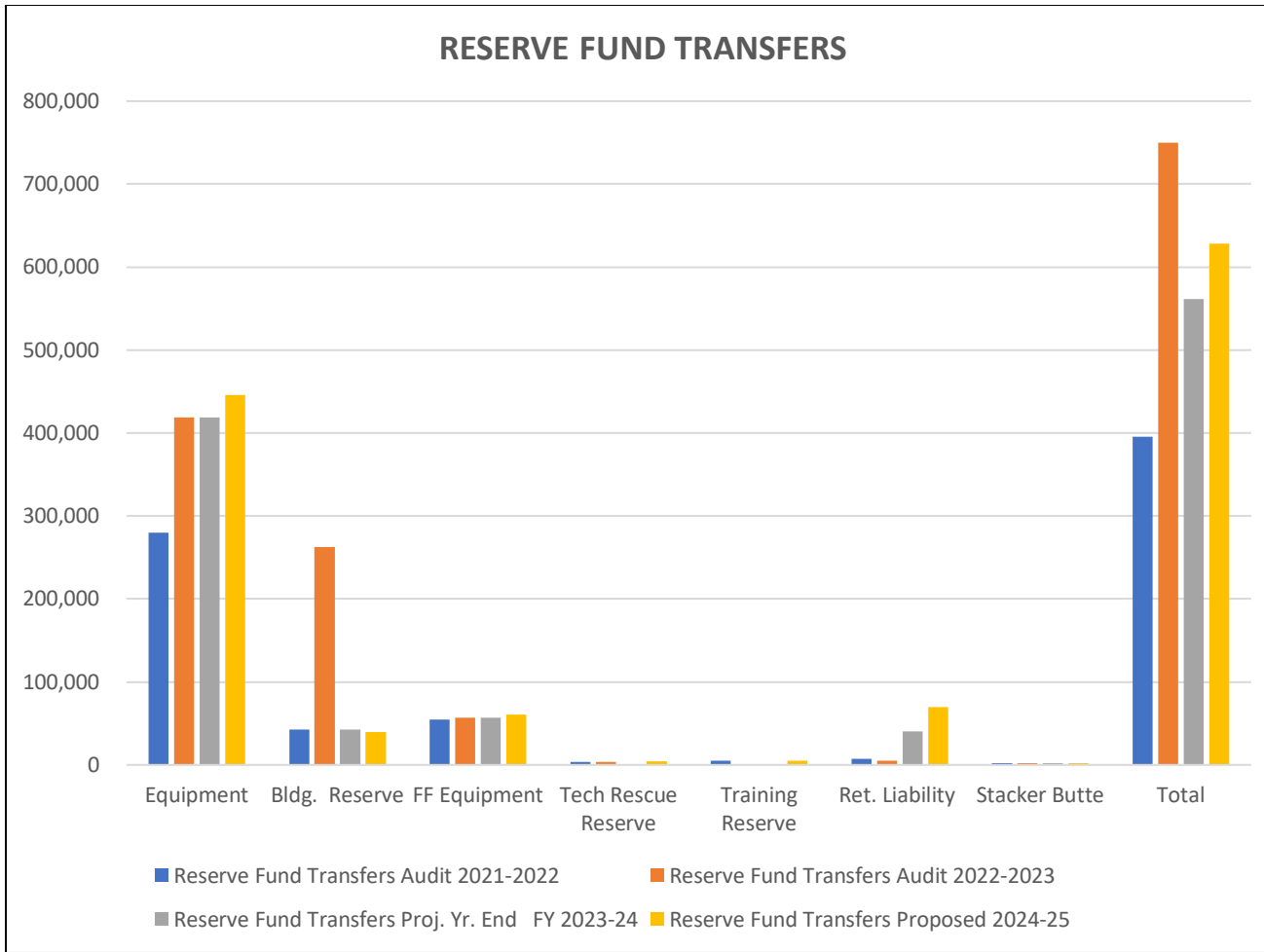
<u>Revenue</u>		Proposed	Approved	Adopted
2024-2025 Tax Base		4,711,000		
Less 5% Uncollectible Taxes		225,000		
Net Estimated Current Year Tax Revenue		4,486,000		
Other Revenue 2024-2025:				
2023-2024 Carry-over	(Apprenticeship/CRR Mitigation Grant program funds incorporated within this BFB are restricted for these programs only).	4,179,801		
Prior Year Taxes		130,000		
Interest Income		120,000		
Ambulance Income (Adjusted)		1,490,000		
Ambulance GEMT		500,200		
Fire Protection Agreements		10,000		
Miscellaneous Revenue		84,000		
Transfer from FireMed		5,000		
Transfer from Retirement Liability Fund		110,000		
Grant Proceeds		35,000		
Total Other Revenue		6,664,001		
Total Revenue All Sources		11,150,001		
Expenditures				
Personal Services		6,844,377		
Materials and Services		1,662,800		
Capital Outlay		37,900		
Equipment Reserve Transfer		446,000		
Building Reserve Transfer		40,000		
Training Reserve Transfer		5,000		
Technical Rescue Reserve Transfer		4,000		
Stacker Butte Transfer		2,350		
Firefighting Reserve Transfer		61,000		
Retirement Liability Transfer		70,000		
Total Expenditures and Transfers		9,173,427		
Contingency		100,000		
Total Expenditures and Contingency		9,273,427		
Carry-over to fiscal year 2024-2025	(Apprenticeship/CRR Mitigation Grant program funds incorporated within this BFB are restricted for these programs only).	1,876,574		
Total Appropriations		11,150,001		

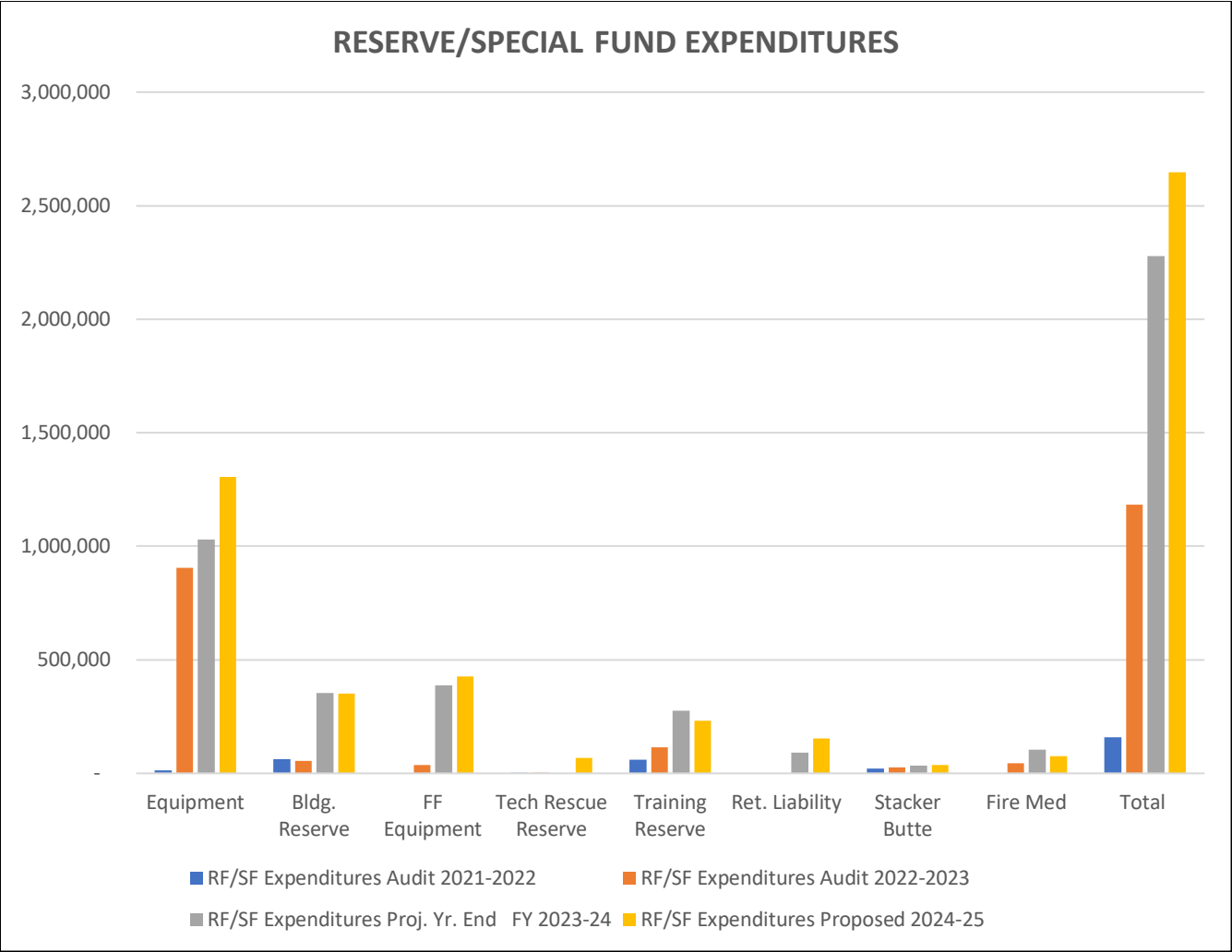
2024-2025 General Fund Resources and Requirements

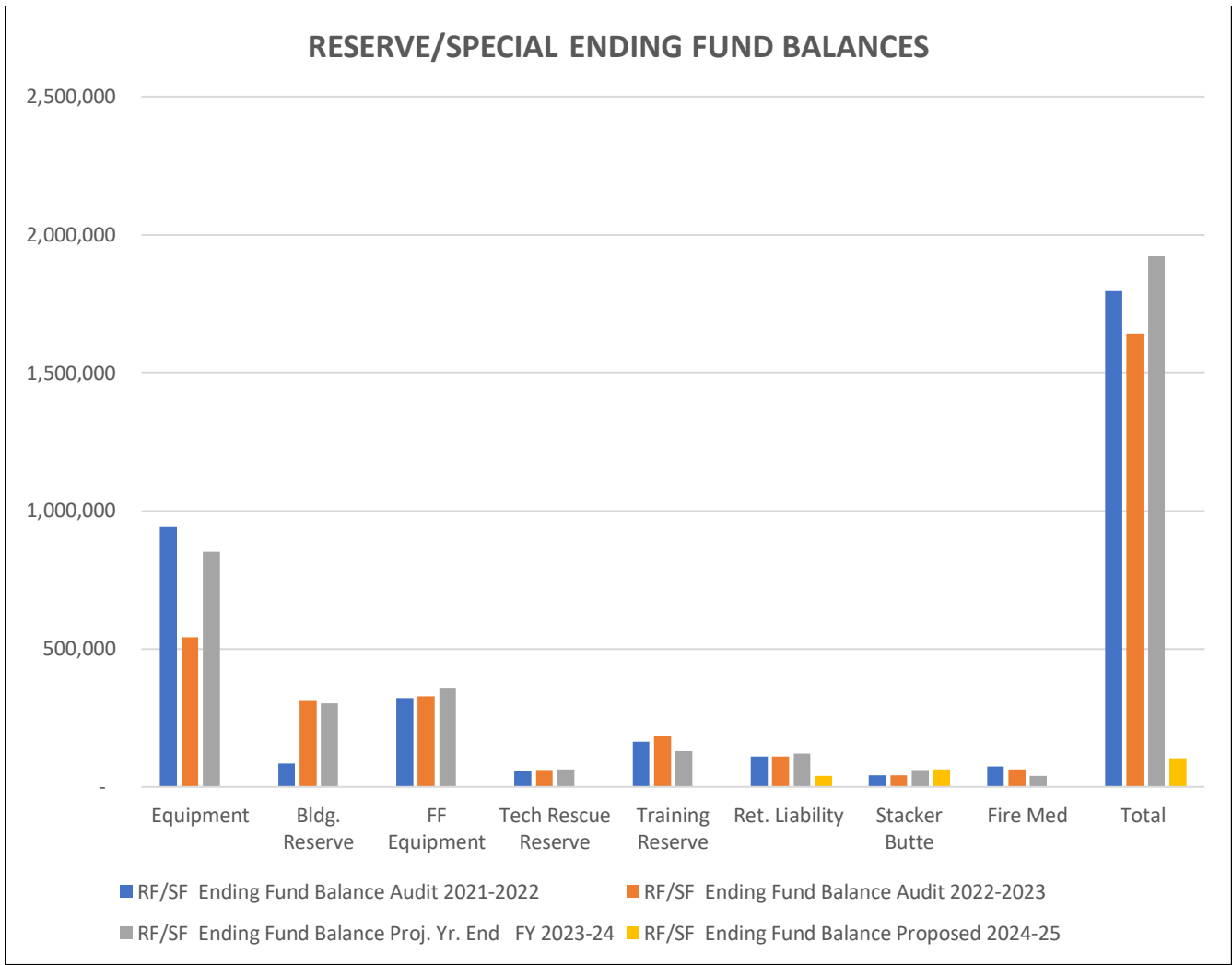
			Resources			
<i>2021-2022 Actual</i>	<i>2022-23 Actual</i>	<i>2023-24 Adopted</i>	<i>Description</i>	<i>2024-25 Proposed</i>	<i>2024-25 Approved</i>	<i>2024-25 Adopted</i>
1,889,898	2,062,112	4,571,157	Carry-over (Apprenticeship/CRR Mitigation Grant program funds incorporated within this BFB are restricted for these programs only).	4,179,801		
110,000	110,000	110,000	Prior Year Taxes	130,000		
42,000	42,000	60,000	Interest Earnings	120,000		
3,400,754	3,940,000	4,250,000	Current Year Taxes	4,486,000		
0	0	0	Payments In lieu of Taxes	0		
1,515,000	1,350,000	1,575,000	Ambulance Revenue	1,490,000		
0	606,000	505,000	Ambulance GEMT	500,200		
900	0	40,000	Fire Protection Agreements	10,000		
5,000	5,000	5,000	Transfer from FireMed	5,000		
10,000	50,000	91,242	Transfer from Retirement Liability	110,000		
84,000	104,000	104,000	Miscellaneous Income	84,000		
88,000	35,000	35,000	Grant Proceeds	35,000		
0	0	0	Sale of Surplus Property	0		
7,145,552	8,304,112	11,346,399	Total Resources	11,150,001	0	0
Requirements						
4,513,713	5,137,745	6,756,816	Personal Services	6,844,377		
1,011,791	1,242,802	1,719,956	Materials and Services	1,662,800		
56,445	43,975	149,855	Capital Outlay	37,900		
398,430	529,560	561,450	Reserve and Special Funds Transfers	628,350		
100,000	100,000	100,000	Contingency	100,000		
0	0	0	Prior Period Adjustment	0		
1,065,173	1,250,030	2,058,322	Unappropriated Ending Fund Balance (Apprenticeship/CRR Mitigation Grant program funds incorporated within this EFB are restricted for these programs only).	1,876,574		
7,145,552	8,304,112	11,346,399	Total Requirements	11,150,001	0	0











Personal Services

2021-2022 Actual	2022-2023 Actual	2023-2024 Adopted	Description	2024-2025 Proposed	2024-2025 Approved	2024-2025 Adopted
			Personnel Wages			
129,800	149,542	165,946	Fire Chief: Chief Administrator and Budget Officer of the District. Plans, directs, coordinates, organizes and supervises the operations of all District fire, EMS and administrative services. Administers District annual budget and provides planning for future fire protection and EMS needs. Coordinates District activities with outside agencies. Develops and implements policies and programs in accordance with District Mission Statement. Responds to major fire alarms and personally directs fire suppression activities as necessary. Supervises and evaluates staff, and maintains departmental efficiency and effectiveness.	173,421		
0	0	153,444	Assistant Fire Chief: Operations: The Assistant Fire Chief is second in command of the Fire District and oversees the Operations, Training and Prevention Divisions. The role of the Assistant Fire Chief is to provide supervision over the planning, directing, and reviewing the operations, training and prevention programs of the Fire District including fire suppression, hazardous material mitigation, fire prevention, life safety code compliance, public safety education, emergency medical services, emergency management, human resource management, and administrative support services. Assists in coordinating assigned activities with other outside agencies; and provides highly responsible and complex executive level support to the Fire Chief as a member of the Fire Chief's management team.	160,352		
0	0	0	Division Chief: The Division Chief classification directs, manages, supervised and coordinates the activities and operations of an assigned division to include operations, training, facility/equipment maintenance, fire prevention, code enforcement, disaster preparedness, public education, safety and risk management, recruitment, retention, and related programs and services, responds to emergency incidents, coordinates assigned activities with other divisions, departments and outside agencies, and provides highly responsible complex and administrative support to command staff.	446,281		
122,966	140,316	0	Division Chief: Training and Operations - Transitioned to A/C classification	0		
120,009	135,639	150,521	Division Chief: Fire Prevention and Public Education - (Incorporated into D/C line above)	0		
120,009	135,639	150,521	Division Chief: Training/Volunteer Recruitment and Retention - FEMA Funded - (Incorporated into D/C line above)	0		
0	40,706	134,760	Division Chief: Operations/Admin Support - (Incorporated into D/C line above)	0		
0	0	0	Administrative Assistant: Position eliminated due to Office re-structuring FY 13-14	0		
0	0	0	Office Specialist: Position eliminated due to Office re-structuring FY 13-14	0		
50,957	56,619	63,632	Office Manager: Exercises discretion when performing confidential duties for the management team. The work is of an independent nature under the general command of the Fire Chief and/or his designee, and with latitude for administrative judgment and discretion, provides a high level of administrative, clerical and operational support for the management staff. This position performs tasks, some of which require advanced or specialized knowledge and skills such as human resource functions; equipment, facilities; and inventory management; specialized record keeping and database management; and/or specified information-gathering.	69,814		
4,234	0	0	Background Investigator: A temporary position that conducts background investigations of applicants to determine suitability of employment, researches information and prepares written recommendations based on findings. This position is utilized by the fire district as required when a conditional offer of employment has been given to a potential candidate.	0		
0	0	0	Data Entry Clerk / Receptionist: Assists in providing administrative support to the daily operations of the Fire District and various management personnel; performs a wide variety of clerical, secretarial, and support duties; types, files, distributes a variety of documents; responds to requests for information from management/supervisory personnel or general public.	0		
0	0	40,785	Vacation Accrual: Cashout upon retirement.	81,320		
0	0	15,957	S/L Accrual: Cashout upon retirement.	31,815		

Personal Services

2021-2022 Actual	2022-2023 Actual	2023-2024 Adopted	Description	2024-2025 Proposed	2024-2025 Approved	2024-2025 Adopted
278,856	294,641	335,000	Captain: Manages shift activities (station duties as well as call response), personnel and equipment. Co-ordinates activities between shifts and administers District policies. Supervises work assignments of fire personnel, directs the frequent inspection of equipment and apparatus to assure proper functioning. Supervises, trains and evaluates assigned staff. In addition to carrying out their duties relative to training and operations, the captains dedicate significant time in the following areas: apparatus specifications, technical rescue, EMS software development and network integration. Wage includes base, education, EMT and Paramedic incentives. (3 - FTE's).	361,600		
255,389	211,609	297,900	Lieutenant: Responds to emergencies and calls for assistance as an officer, supervising the performance and safety of assigned firefighting personnel and determines the necessity for additional resources at the scene of an emergency incident; directs firefighting and emergency operations until relieved by a superior officer. Performs a wide variety of general staff work as assigned; participates in department meetings, assists in coordinating the maintenance and repair of apparatus, support equipment and the fire station. Supervises, trains and evaluates assigned staff. Wage includes base, education, EMT and paramedic incentives. (3 - FTE's).	312,500		
0	0	0	Engineer: Change in classification based on Collective Bargaining Agreement.	0		
1,027,030	968,180	1,829,450	Firefighter: The Firefighter is an entry-level class for emergency service work in the Fire District. The Firefighter will undergo initial recruit training while on probation and will continue to learn the general duties of firefighter/EMS work. Firefighters will attend regularly scheduled training in firefighting methods, emergency medical services, fire code enforcement and prevention practices, salvage operations, public relations, public education, physical fitness and associated topics throughout his/her tenure within this class. The Firefighter will play an active role in preserving and protecting life and property by performing firefighting, basic and advanced emergency medical care, hazardous materials, fire prevention and public education, emergency driving, apparatus operation and other associated job performance requirements. The Firefighter will ensure the readiness of firefighting equipment, apparatus and facilities. Drives and operates all fire and emergency equipment when qualified to do so. (20 - DR FF FTE's and 3 - WL FF FTE's).	2,114,100		
105,760	177,256	368,000	Single Role EMS: This position responds to calls for basic and advanced life support emergency medical services, mass casualty and man-made/natural disasters, rescues and other incidents. Single Role EMT's (EMT's and Paramedics) assist in emergency medical services training and education; and operate District vehicles and EMS apparatus, specialized equipment, and tools. These positions assist in the routine maintenance and inspection of the ambulance, equipment, and tools; and participate in the cleaning and maintenance of the Fire District. (2 - SR EMS FTE's).	135,000		
2,215,010	2,310,147	3,705,916	TOTAL PERSONNEL WAGES	3,886,203	0	0
			Programs and Benefits			
11,002	15,086	22,250	Volunteer Program/Employee Recognition: Covers costs associated with the annual awards banquet, Christmas party, summer picnic, 501(c)(3) non-profit status for Ft. Dalles Fire Fund, Project ELFF, and other program support.	21,250		
2,512	1,930	7,000	Volunteer Reimbursement: Covers the costs associated with reimbursement of volunteer/student volunteer members for their participation in shiftwork, callback, transfers, standby, and incident response.	0		
0	0	0	Cadet Program: Discontinued.	0		
27,338	37,527	48,320	Uniforms: Uniforms, badges, boots, name tags for District staff and Volunteers.	47,195		
44,746	44,984	76,017	Holiday: Per Union contract, accrued holiday time used or taken in cash.	89,039		
118,820	118,570	88,200	Overtime - Sick: Overtime paid to career staff called in to work for sick employees when number of on-duty personnel drops below minimum manning standards .	96,075		

Personal Services

2021-2022 Actual	2022-2023 Actual	2023-2024 Adopted	Description	2024-2025 Proposed	2024-2025 Approved	2024-2025 Adopted
27,222	35,551	100,827	Overtime - Fire: All fire suppression related overtime (excluding training), including call-back to meet minimum manning standards. Paid at time and 1/2 with two hour minimum.	71,538		
116,034	71,325	86,520	Overtime - Ambulance: All EMS related overtime (excluding training), including call-back to meet minimum manning standards. Paid at time and 1/2 with two hour minimum.	53,500		
13,139	0	34,760	Overtime - Technical Rescue: Training overtime for Technical Rescue. More training planned for this year.	32,025		
28,562	41,636	109,201	Overtime - Training: Overtime paid to career personnel for required training.	64,284		
28,000	83,329	76,000	Overtime - Other: Fire pre-planning, Safety Committee, Shift Officer's meeting, Apparatus Committee, Staff meetings and District projects, Backfill of personnel to maintain minimum staffing.	80,200		
12,842	10,946	12,000	Ambulance Stand-By : Implemented 2007-2008 Budget Year to enable District to staff more Portland Transfers	9,500		
0	0	0	Callback Response Incentive: Discontinued	0		
62,075	63,148	116,565	Overtime - FLSA (Fair Labor Standards Act): Firefighter regularly scheduled shift hours (before overtime) which exceed 52 hours per week are to be paid overtime. District career personnel work a 27 day cycle, requiring FLSA payment for 6.4 hours per month.	73,306		
490,609	479,648	834,656	Retirement: District transitioned to PERS FY 12-13. Set by Union contract and required by law. District to pay Employee 6% IAP portion.	909,975		
50,010	46,244	68,677	PEHP (Retiree Medical Savings Account): Per Union contract, District contributes 2% of base pay plus incentives for each employee for the purpose of purchasing post employment health insurance.	72,392		
48,562	60,437	90,480	Workers Compensation: Premium includes coverage for career staff, administration, volunteers and board members.	89,750		
16,269	20,328	19,878	Life Insurance: Term life and dependent life insurance for career staff, administration and volunteers as required by law and union contract.	21,520		
506,510	491,414	851,358	Health Insurance: Medical, dental and vision coverage for all paid staff. Budget reflects 10% employee contribution toward premium cost. This line item also includes administrative costs for Section 125 plan as well as the VEBA contribution.	766,062		
30,535	32,868	53,195	Occupational Healthcare: Employee and volunteer fitness resource materials and supplies. Annual physicals for all respirator users (required by OSHA). Inoculation Program included in this item as of FY 2005-06.	61,100		
13,030	17,068	26,070	Long Term Disability: Group long term disability insurance covering all full-time paid staff.	31,994		
37,760	39,289	64,188	Medicare: 1.45% of total wages, including overtime, as required by law.	67,274		
94,028	112,859	180,180	Defined Contribution: Fire Chief Employment Contract and new hires while they serve required PERS waiting period. Also includes contribution paid by the District.	179,131		
2,355	1,954	9,600	Payroll Expenses : Social Security 6.2% for Temporary Employees.	11,300		
192	162	0	Unemployment Expense	0		
152	0	44,058	Vacation: Costs associated with use of vacation accrual, retirement cash-out or VEBA contribution.	79,181		
6,235	0	0	Funeral Leave	0		
140	0	13,000	Sick Leave Used: Costs associated with retirement cashout or VEBA contribution.	12,500		
0	6,025	17,900	PLO: Costs associated with Paid Leave Oregon (4% of payroll).	18,083		

Personal Services

2021-2022 Actual	2022-2023 Actual	2023-2024 Adopted	Description	2024-2025 Proposed	2024-2025 Approved	2024-2025 Adopted
1,788,679	1,832,328	3,050,900	TOTAL PROGRAMS & BENEFITS	2,958,174	0	0
4,003,689	4,142,475	6,756,816	TOTAL PERSONAL SERVICES	6,844,377	0	0

	ADMIN.	PS	TOTAL	ADMIN.	PS	TOTAL	ADMIN.	PS	TOTAL
	2019-20	2019-20	2019-20	2020-21	2020-21	2020-21	2021-22	2021-22	2021-22
Uniforms	53	16168	16221	5500	24200	29700	3800	23600	27400
Sick Leave Redemption	0	0	0	0	0	0	0	0	0
Retirement	87711	354821	442532	94236	426416	520652	113815	456130	569945
Workers Comp	1560	43088	44648	1539	57811	59350	2500	68150	70650
Life Insurance	1011	11812	12823	1497	12015	13512	1500	15796	17296
Health Insurance	93923	370071	463994	107158	478236	585394	98568	520200	618768
Occ. Health	1128	17209	18337	5300	51998	57298	4100	55915	60015
LTD	3180	12080	15260	2770	13500	16270	2800	17500	20300
Unemployment	0	0	0	0	0	0	0	0	0
Medicare	5580	24804	30384	6854	30868	37722	8050	33193	41243
Defined Contribution	6300	9039	15339	14049	37926	51975	18708	67219	85927
Social Security	0	2155	2155	1329	2500	3829	1000	2500	3500
PEHP Plan	8534	26608	35142	9355	32036	41391	10855	37650	48505

Materials and Services

2021-2022 Actual	2022-23 Actual	2023-24 Adopted	Description	2024-25 Proposed	2024-25 Approved	2024-25 Adopted
72,372	79,328	94,046	General Insurance: Buildings, apparatus, business personal property and liability. Excess liability coverage of \$10,000,000. Public officials bond.	106,466		
2,973	7,447	6000	Advertising, Publications: Fire District Program Marketing, Project ELFF, budget and other public notices.	7000		
22,196	28,267	35,276	Dues, Subscriptions: Annual subscriptions for Fire, EMS, Occupational Health related publications and computer applications. Yearly membership fees for Special Districts, National Fire Protection Association (NFPA), Oregon Fire Chiefs Association (OFCA), Oregon Fire District Directors Association (OFDDA), Oregon State Amb. Assn. (OSAA), IAFC and IAAI, technology app. fees, and other related association dues.	45,290		
0	7,213	0	Elections: Certification of Board Member Election - 2 positions up for election.	4,850		
16,480	28,821	32,350	Office Expense: Paper and pre-printed forms (letterhead, envelopes, time sheets, purchase orders, etc.). General office supplies for all District activities and software updates.	36,778		
1,175	2,432	1,600	Office Equipment Maintenance: Copier maintenance agreement.	1,600		
3,268	7,419	0	Office Equipment Lease : Lease / Purchase Networkable printer, copier, scanner for open office.	600		
2,279	3,032	3,600	Bank Charges: Local Government Investment Pool (LGIP) ,Online Banking, ACH , eBay / PayPal Fees as well as other associated fees.	3,500		
2,614	2,688	4,000	Janitorial Supplies: General cleaning supplies and paper products for both stations.	4,000		
1,136	1,511	1,600	Residence Supplies: Small Kitchen appliances / utensils - both Stations.	2,500		
54,803	65,725	75,000	Gas and Diesel: For all Fire and EMS apparatus and equipment.	70,500		
9,095	15,529	15,700	Tires and Batteries: Apparatus tires and batteries replacement as needed.	18,850		
38,599	58,043	42,500	Equipment Maintenance: Medic and fire apparatus parts, repair and general maintenance. Station generator annual maintenance.	40,000		
959	3,970	4,600	Communication Repair: Radio batteries, parts and labor costs for repair and maintenance of all portable radios and pagers.	4,450		
834	928	1,250	Small Equipment Maintenance, Shop Supplies: Repair, maintenance and replacement of small equipment. General shop supplies (cleaning fluids, shop rags, hardware).	2,300		
660	2,167	6,100	Fire Equipment Maintenance: Repairs and maintenance of fire hose, SCBA (self contained breathing apparatus), SCBA compressor and fill station. Includes MSA equipment, portacount, radiological monitor, extrication tool, portable pump, breathing air quality testing and other fire equipment as needed.	9,250		

Materials and Services

2021-2022 Actual	2022-23 Actual	2023-24 Adopted	Description	2024-25 Proposed	2024-25 Approved	2024-25 Adopted
8,445	7,278	14,334	EMS Equipment Maintenance: Covers maintenance agreement for LifePaks, Zolls, and battery support systems (reducing repair and upgrade costs), BioMedic equipment checks. Stryker cot annual maintenance and EMS equipment repairs. Meets Federal and State testing requirements for patient care equipment used in monitoring and patient resuscitation.	12,080		
5,441	9,219	11,266	Equipment Testing: Annual testing and calibration req. (per manufacturer, ISO, NFPA, DPSST, OSHA) of the following equipment: Aerial ladder, waterway and waterway pressure, ground ladders, MSA monitors, portacount, pump testing, Posicheck cal. and testing, oil Spectro analysis of aerial ladder hyd. fluid, SCBA bottle hydrotesting, PPE extractor ozone maintenance testing, breathing air testing as well as other associated testing.	15,975		
158,798	142,472	191,218	Ambulance Billing Expense: Billing services fee - invoiced monthly at \$22.50 per billable account plus postage. GEMT FFS/CCO reimbursement program contract reports, payments, and fees.	191,218		
20,400	21,805	22,910	Audit, Budget: Annual audit services, preparation of financial statements, and state audit filing fee.	29,740		
55,821	31,980	72,800	Legal Services: Contract review, legal advice and research, Board meetings, legal defense, contract bargaining, review and interpretation, dispute res., mediation, arbitration, document/policy review.	72,800		
53,565	128,632	166,072	Professional Services: Wasco County GIS, computer network IT, ERS/ESO contract fee, web domain, website hosting, financial services contract, examinations/backgrounds, other professional services.	140,297		
2,125	4,175	4,500	Water: Station 1, Station 2.	4,000		
13,535	14,112	16,500	Natural Gas: Station 1, Station 2 and storage building.	15,000		
13,953	13,896	14,500	Electricity: Station 1, Station 2 and storage building.	14,500		
25,999	23,279	18,028	Telephone: Local and long distance service, Gorge Networks, First Net lines, Net Motion VPN, US Cellular cell phone service; both stations.	23,112		
3,399	3,399	4,000	Sewer: Station 1, Station 2.	4,000		
5,764	5,026	6,780	Garbage: EMS hazardous waste removal and bi-monthly garbage service for both stations.	6,780		
0	0	0	Laundry: MCMC ambulance laundry charges, general laundry supplies.	0		
5,865	5,861	6,275	EMS Training Supplies: Target Solutions Online Training, maintenance training, CPR Cards as well as other associated supplies.	5,380		
1,805	2,806	1775	EMS Dues: Ambulance and ambulance service licenses, CLEA lab license, EMT, AEMT, Intermediate and Paramedic recertification fees as necessary.	6050		
6,000	6,000	22,000	Physician Advisor: Annual contract with Oregon certified physician who serves as supervising physician for the ambulance service. The District operates under physician's medical license as required by law.	24,500		
9,135	8,400	11,000	Ambulance Expense - Transport: Meal costs for District EMS staff transporting patients to Portland hospitals. Currently \$21.00 per diem as per union contract.	3,300		
68,196	84,931	95,000	Ambulance Expendable Supplies: Disposable items, medications and supplies used in patient care, RFID reader inventory tracking tags.	95,000		

Materials and Services

2021-2022 Actual	2022-23 Actual	2023-24 Adopted	Description	2024-25 Proposed	2024-25 Approved	2024-25 Adopted
2,562	3,117	10,560	Ambulance Non Expendable Supplies: Cot batteries, Airway bags, med boxes, trauma bags, and other non-expendable supplies.	4,015		
297	297	1,500	Hazardous Materials: Absorbent and cache supplies	1,500		
15,465	27,217	32,935	Firefighting Supplies - Tools / Equip. Wildland hose, wildland hand tools, hose supplies, firefighting supplies, Class A & AFFF foam, Apprentice FF equipment, etc.	11,950		
17,092	20,251	31,600	Firefighting Supplies - PPE Wildland equipment - helmets, helmet shrouds, goggles, gloves, boots, clothing, headlamps, fire shelters, radio harnesses, nozzles, mitigation tools, hand tools, appliances, digital weather equipment, chainsaw chain, etc.. Structural equipment - protective hoods, turnout boots, spanner wrenches, flashlights, turnout bags, structural helmets, saw blades, halyard rope, power tool batteries, etc.	28,618		
12,792	12,920	16,400	Fire Prevention Supplies: First Due size-up, pre-plan, Community Connect, First Due prevention module, NFPA NFC subscription, investigation tools/supplies, Address signs/numbers, printed materials, Smartdraw 5 user subscriptions, Mid-Columbia Fire Prevention program, direct mail costs for self-inspection program, etc.	14,600		
7,467	4,739	25,500	Public Education: Materials and advertisement used to support Community Risk Reduction programs conducted by the Fire District. Handout materials would include items like fire & life safety brochures, coloring books, junior firefighter badges & helmets. Other items would include things like fire safety advertisement and purchasing of smoke detectors and other items necessary to support the Fire District's Community Risk Reduction programs.	23,850		
3,851	11,600	19,855	Fire Training Supplies: Instructional programs, manuals and supplies to provide District personnel with current information and training materials to meet state and federal certification and safety requirements and support the Fire District training programs. Lumber, liquid smoke, hardware, propane tank rental, fuel and other miscellaneous supplies for training props.	12,275		
5,985	4,056	325,000	Fire Suppression & Mitigation Expense: Meal and fluid costs for firefighters engaged in active fire suppression; certain training sessions, and special meetings; mitigation grant contractor fees.	277,357		
553	2,501	6,900	Fire Board Meals and Lodging: Oregon Fire District Directors Association (OFDDA) annual conference, Special Districts conference and Board of Directors special meetings.	6,900		
0	2,428	2,800	Fire Board Conference: Registrations costs for annual OFDDA and Special Districts conference.	2,800		
1,360	0	3,200	EMS Scholarships: EMS course costs associated with in-house training and licensing of District members to the Paramedic, EMT Intermediate and EMT Advanced levels.	87,000		
7,905	6,700	10,500	Voluntary Training - Bargaining Unit: Training, skills development and continuing education for District career staff. Includes tuition, transportation, meals and lodging.	9,000		
34,497	32,269	92,650	General Training - All : Refreshments for training, staff conferences/training meetings, lodging, officer level training, course instructors, DPSST fingerprints, SCBA tech. training, Zoll training, FF apprentice college tuition and supplies, other assigned or approved training. .	49,700		

Materials and Services

2021-2022 Actual	2022-23 Actual	2023-24 Adopted	Description	2024-25 Proposed	2024-25 Approved	2024-25 Adopted
1,084	590	5,400	Voluntary Training - Administration: Training and continuing education for District administration over and above required training. Includes tuition, transportation, meals, lodging.	6,000		
3,326	18,539	33,000	Volunteers Training: No appropriated funds.	0		
10,203	19,501	17,154	Building Maintenance: Floors and carpet cleaning, general repair and maintenance for Station 1 and Station 2.	21,946		
6,572	7,523	7,000	Building Maintenance Agreements: Elevator, fire alarm and fire sprinkler maintenance contracts and testing. Elevator monitor agreement and inspections.	7,000		
0	3,105	3,500	Grounds Maintenance: Landscape maintenance for Station 1 and Station 2. Includes, pruning, weed control, plant replacement where needed, parking lot (asphalt) cleaning, sprinkler system repairs, yard debris dump fees and snow removal as needed.	3,500		
1,419	2,073	2,372	Postage and Shipping: Postage and postal meter lease. Delivery charges in-bound and out-bound.	2,008		
2,371	5,071	7,550	Miscellaneous Expense: Remembrances, get well, congratulations, thank you (cards, flowers, plants, etc.), shift calendars, meals and snacks for meetings, business cards, costs not related to a specific line.	5,300		
103,887	57,070	59,000	911 Services: Annual Wasco County Communications Agency (WCCA) contract	62,815		
835	845	3,000	Training Prop Maintenance: General repair and maintenance costs. Parts, supplies, tool, tower parts.	3,000		
927,212	1,070,203	1,719,956	TOTAL MATERIALS & SERVICES	1,662,800		

Capital Outlay

2021-2022 Actual	2022-2023 Actual	2023-2024 Adopted	Description	2024-2025 Proposed	2024-2025 Approved	2024-2025 Adopted
11,665	18,750	102,230	Firefighting Equipment: LDH, 1 3/4" Structural Hose, 1 1/2" Nozzles, 2 1/2 " Nozzles, 1 1/2" Shutoffs, 2 1/2" Shutoffs, Alt. Air 4 Gas., Battery Powered K-12 Saw.	8,050		
2,718	11,200	4,000	Office Equipment: Computers & Monitors, Surface Pro Tablets and Accessories, Replacement Monitors, Desktop Computers and Keyboards, Surface Go Tablet, Accessories, and Replacement as needed, Starlink Hardware.	18,025		
0	0	0	Station Equipment: No planned purchases.	0		
0	0	0	Ambulance Equipment: No planned purchases.	0		
2,723	10,125	6,875	Radio Equipment: Portable radios, Pagers and Cradlepoints.	5,525		
0	0	36,750	Fire Training Equipment: No planned purchases.	0		
0	1,600	0	Public Ed/Prevention: Pop-up Tents (Project 002), A Frame Signage (Project 002), Portable Rechargeable Power Station System (Delta Flow 2 or Sim).	6,300		
0	0	0	Occupational Healthcare Equipment: No planned purchases.	0		
13,313	2,300	0	EMS: No planned purchases.	0		
30,419	43,975	149,855	Total Capital Outlay	37,900	0	0

Special Funds Summary

2021-2022 Actual	2022-2023 Actual	2023-2024 Adopted	SPECIAL FUNDS SUMMARY	2024-2025 Proposed	2024-2025 Approved	2024-2025 Adopted
			Debt Service Fund			
38,408	57,117	66,893	Beginning Fund Balance	92,343		
8,656	13,598	6,000	Prior Year Taxes	6,300		
797	5,931	2,500	Interest Earned	3,000		
294,504	303,076	299,596	Current Year Taxes	308,700		
90,249	85,679	79,596	Interest Expense	73,700		
195,000	210,000	220,000	Bond Principal Payments	235,000		
0	0	0	Other Financing Sources: Bond Refinancing /Admin Expense	500		
0	0	0	Prior Period Adjustment	0		
57,117	84,043	75,393	Ending Fund Balance	101,143	0	0

			FireMed Fund			
37,189	74,563	63,563	Beginning Fund Balance	39,140		
351	6698	1000	Interest Earned	1000		
0	0	0	Transfer from Other Funds	0		
42,022	42,825	41,000	FireMed Fees - Memberships	41,000		
5,000	5,000	5,000	FireMed Write-Offs: Transferred to General Fund	5,000		
0	0	0	FireMed Other Revenue: Marketing agreement with LifeFlight	0		
0	300	8,000	Materials and Services: Qtrly Licensing Fee, and Payments to Outside Agencies	8,000		
0	44,945	65,800	Planned Capital Outlay Purchases: Replacement of EMS equipment and related accessories.	68,140		
74,563	73,840	26,763	Ending Fund Balance	0	0	0

Special Funds Summary

2021-2022 Actual	2022-2023 Actual	2023-2024 Adopted	SPECIAL FUNDS SUMMARY	2024-2025 Proposed	2024-2025 Approved	2024-2025 Adopted
			Stacker Butte Fund			
42,134	40,952	41,404	Beginning Fund Balance	60,673		
219	1012	750	Interest Earned	1000		
3,119	7,858	9,625	SB Consortium Utilities	12,000		
2,350	2,350	2,350	Transfer from General Fund	2,350		
14,611	22,164	20,088	Sub-lease and Rental Fees: USFS , Gorge Networks, ODOT, WSDOT, Klickitat County	23,468		
21,482	24,157	28,510	Materials and Services: Lease Agreement, Utilities and Maintenance	28,934		
0	2,640	5,000	Planned Capital Outlay Purchases: Building and Site Improvements (\$8,000), Battery Backup System Replacement - ODOT Partnership (\$30,000).	38,000		
0	0	0	Prior Period Adjustment	0		
40,952	47,539	40,707	Ending Fund Balance	32,557	0	0

			Capital Project Fund			
0	0	0	Beginning Fund Balance	0		
0	0	0	Interest Earned	0		
0	0	0	Sale of Bonds	0		
0	0	0	Capital Outlay	0		
0	0	0	Ending Fund Balance	0	0	0

2021-2022 Actual	2022-23 Actual	2023-24 Adopted	RESERVE FUNDS SUMMARY	2024-2025 Proposed	2024-2025 Approved	2024-2025 Adopted
			Apparatus Equipment Reserve Fund			
671,195	942,488	542,988	Beginning Fund Balance	851,883		
4,194	15,730	5,000	Interest Earned	7,500		
280,000	419,000	419,000	Transferred from Other Funds	446,000		
0	0	64,000	Sale of Equipment :	0		
0	0	0	FEMA Grant Proceeds	0		
12,901	904,384	565,000	Planned Capital Outlay Purchases: 1 - Type VI engine, and 2- ambulances (\$600,000). Other Appropriations: For use in the case of a major unforeseen emergency replacement or repairs (\$705,383).	1,305,383		
942,488	472,833	465,988	Ending Fund Balance	0	0	0

			Building Reserve Fund			
105,250	85,099	311,099	Beginning Fund Balance	301,788		
478	2,985	1,200	Interest Earned	8,500		
0	0	0	Enterprise Zone Fee Revenue	0		
0	7,500	0	Grant / Other Revenue	0		
42,500	262,500	42,500	Transferred from Other Funds	40,000		
63,129	53,795	110,100	Planned Capital Outlay Purchases: Painting streets in training area, interior painting Station 1, appliance replacement as needed, replace white boards (3), install sink in turnout area, replacement of workout equipment, Station 1 gutter replacement, purchase of lot for a new fire station - contingent after completion of Standards of Cover Plan and property availability (\$335,150). Other Appropriations: For use in the case of a major unforeseen emergency replacement or repairs. (\$15,138).	350,288		
85,099	304,288	244,699	Ending Fund Balance	0	0	0

			Training Reserve Fund			
153,603	162,826	183,930	Beginning Fund Balance	129,365		
926	3,630	2,000	Interest Earned	2,000		
7,425	29,987	33,000	Training Reserve Income - Classes	40,000		
56,847	56,000	56,000	Training Reserve Other Income	56,000		
5,090	0	0	Transferred from Other Funds	5,000		
0	0	0	Insurance Recovery	0		
0	0	0	Training Tower Loan Proceeds	0		

2021-2022 Actual	2022-23 Actual	2023-24 Adopted	RESERVE FUNDS SUMMARY	2024-2025 Proposed	2024-2025 Approved	2024-2025 Adopted
0	47,117	0	Planned Capital Outlay Purchases: Rescue Randy, Sun shade roof and elevator prop addition to training tower and associated consultation, engineering and permit costs for construction, bleachers (\$95,500). Other Appropriations: For use in the case of a major unforeseen emergency replacement or repairs. (\$21,469).	116,969		
0	8,008	34,500	Training Reserve Materials and Services: Contracted instructors for training hosted at Fire District, training prop parts and repairs, training conference materials, truck chauffer course.	56,000		
50,808	51,829	52,871	Training Tower Loan Principal	53,934		
10,257	7,526	6,526	Training Tower Loan Interest	5,462		
162,826	137,962	181,033	Ending Fund Balance	0	0	0

			Technical Rescue Reserve Fund			
55,674	59,693	62,193	Beginning Fund Balance	62,362		
322	1,465	1,000	Interest Earned	1,000		
0	0		Grant / Other Revenue	0		
3,710	3,710	0	Transferred from Other Funds	4,000		
13	0	5,425	Materials and Services: Harnesses, anchor straps, pulleys, rope bags, helmets, hardware for RAT bags, rope for RAT bags.	13,740		
0	3,216	8,528	Planned Capital Outlay Purchases : Structure collapse kit, and trailer storage project (\$13,740). Other Appropriations: For use in the case of a major unforeseen emergency replacement or repairs. (\$18,622).	53,622		
59,693	61,652	49,240	Ending Fund Balance	0	0	0

			Firefighting Equipment Reserve Fund			
264,595	320,959	327,259	Beginning Fund Balance	356,115		
1,584	7,673	3,500	Interest Earned	8,500		
54,780	57,000	57,000	Transferred from Other Funds	61,000		
0	0	0	FEMA Grant Proceeds: None	0		
0	0	0	Grant Matching Funds: None	0		
0	27,717	122,900	Planned Capital Outlay Purchases: Structural turnouts, CAD Replacement Project, scene cameras for engines, and mobile radio replacements for M24 and M25 dual heads with installs (\$112,200). Other Appropriations: For use in the case of a major unforeseen emergency replacement or repairs. (\$263,415).	375,615		
0	7,800	50,000	FF Equipment/Suppression Expense - MS: Contractor Expenses	50,000		
320,959	350,115	214,859	Ending Fund Balance	0	0	0

2021-2022 Actual	2022-23 Actual	2023-24 Adopted	RESERVE FUNDS SUMMARY	2024-2025 Proposed	2024-2025 Approved	2024-2025 Adopted
			Retirement Liability Fund			
101,745	109,333	110,733	Beginning Fund Balance	120,696		
588	2,763	1,500	Interest Earned	3,000		
7,000	5,000	40,600	Transferred from Other Funds	70,000		
0	0	91,242	Retirement Expense Appropriation	0		
0	0		Transfer to GF : To cover expense of vacation / holiday / sick leave payout upon retirement.	153,200		
109,333	117,096	61,591	Ending Fund Balance	40,496	0	0

**General Fund
Capital Outlay Summary
FY 2024-25**

Description	24-25	25-26	26-27	27-28	28-29	29-30	30-31	31-32	32-33	33-34	34-35
Radio Equipment	-	-	22,500	72,000	12,000	8,000	60,000	-	-	30,500	72,000
Prevention	-	-	-	500	15,000	22,000	3,500	-	500	-	-
Office Equipment	5,100	9,600	26,800	5,100	4,800	1,800	11,100	3,600	12,800	10,100	3,300
Fire Fighting Equipment	1,500	2,100	20,300	13,500	15,000	30,100	100,900	14,000	9,500	57,350	16,000
Ambulance Equipment	58,000	47,600	68,500	47,800	165,000	121,280	6,900	13,800	6,000	6,400	60,800
Fire Training Equipment	7,000	5,500	5,200	5,000	2,000	2,000	14,000	5,500	500	-	11,500
EMS Training Equipment	4,250	5,700	3,100	7,550	9,600	-	4,500	2,400	-	7,200	2,500
Annual Total	75,850	70,500	146,400	151,450	223,400	185,180	200,900	39,300	29,300	111,550	166,100

**General Fund
Capital Outlay - Radio Equipment
FY 2024-25**

Item	Budget Line	Qty	Life	Cost Ea	Rep Qty	24-25	25-26	26-27	27-28	28-29	29-30	30-31	31-32	32-33	33-34	34-35
Pager / Radios		30	7	400	70					12,000						
Portable Radio / Chargers		70	7	1,000	70				72,000							72,000
David Clark Intercom System		5	12	4,000	1						8,000				8,000	
Mobile Radios		30	10	2,000	30							60,000				
MDT		9	7	2,300				22,500							22,500	
Totals						0	0	22,500	72,000	12,000	8,000	60,000	0	0	30,500	72,000

**General Fund
Capital Outlay - Office Equipment
FY 2024-25**

Item	Budget Line	Qty	Life	Cost Ea	Rep Qty	24-25	25-26	26-27	27-28	28-29	29-30	30-31	31-32	32-33	33-34	34-35
PC Workstation - Sta. 1	6533-01	10	5	1,800	1-3	1,800	1,800	1,800	1,800	1,800	1,800	1,800	1,800	1,800	1,800	1,800
Computer-Training Room	6533-01	1	5	2,300	2					1,500					1,500	
Computer/Monitors - PPE Tracking	6533-01	1	5	1,600	1		1,600					1,600				
Monitors	6533-02	1	5	200	10		2,000					2,000				
CAD TVs	6533-03	4	8	900	11										3,800	
CAD interface	6533-04	2	8	600	8										1,200	
Mini Laptops / iPad	6533-01	4	5	500	2		1,800						1,800			
Telephone System - 2011	6533-01	1	15	25,000	1			25,000								
PC Workstation - Sta. 2	6533-01	2	5	1,500	1				1,500					1,500		
Telephone System - Sta. 2	6533-01	1	15	8,500	1									9,500		
SCBA Computer	6533-01	1	5	1,500	1		900					900				
Training Lab Computers	6533-01	2	6	1,500		1,800			1,800			1,800			1,800	
Video Conferencing Equipment	6533-01	2	5	1,500			1,500					1,500				
Printer, Color Laser, Chiefs Office	6533-01	4	5	750	3	1,500				1,500		1,500				1,500
Total						5,100	9,600	26,800	5,100	4,800	1,800	11,100	3,600	12,800	10,100	3,300

**General Fund
Capital Outlay - Prevention
FY 2024-25**

Item	Qty	Life	Cost Ea	Rep Qty	24-25	25-26	26-27	27-28	28-29	29-30	30-31	31-32	32-33	33-34	34-35
Sparky Head	2	15	1,500								1,500				
Sparky Turnouts	4	15	500					500					500		
Digital Camera	1	10	2000								2000				
LED Reader Board	1	20	22,000							22,000					
Investigation Trailer	1	20	7,500												
Extinguisher Prop	1	10	15,000						15,000						
Totals					-	-	-	500	15,000	22,000	3,500	-	500	-	-

**General Fund
Capital Outlay - FF Equipment
FY 2024-25**

Description	Budget Line	Qty	Life	Cost Ea	Rep Qty	24-25	25-26	26-27	27-28	28-29	29-30	30-31	31-32	32-33	33-34	34-35
Breathing Air, SCBA and Monitoring Equip.																
Atmospheric Monitor		3	4	700	3		2,100				2,100				2,100	
Hose																
Large Diameter Hose		60	10	990	60							59,400				
2-1/2" Structural Hose		120	10	250	120							30,000				
1-3/4" Structural Hose		120	10	225	6						27,000					
Hard Suction Drafting Hose		14	15	500	14											7,000
Applicators																
Structure Nozzles 1 1/2"		25	10	500	6										12,500	
Structure Nozzles 2 1/2"		12	10	800	6										8,000	
1 1/2" Piercing Nozzles		4	10	550	4										2,200	
Appliances																
Suction Intake Appliance		3	15	1000	1											
Hydrant Valves		8	15	500	2	1,000				1,000				1,000		
Generators and Portable Pumps																
Electric PPV Fans		2	10	5000	2								10,000			
Float Pump or Portable Pump		2	10	3750	1							7,000				
Small Pumps		2	15	1500	1											

**General Fund
Capital Outlay - FF Equipment
FY 2024-25**

Description	Budget Line	Qty	Life	Cost Ea	Rep Qty	24-25	25-26	26-27	27-28	28-29	29-30	30-31	31-32	32-33	33-34	34-35
Portable Generator - 35 kw		2	10	500							1,000					
Power Tools																
Chain Saws		9	8	1500	1					13,500						
Circular Saw (2000 & 2002) - K12		4	10	1000	4							4,000				
Ventilation Equipment																
Fan		4	15	2000	4									8,000		
Accountability, RIT, and Self-Rescue																
Self Rescue Escape Kits (2001)		18	8	500	18				9,000							9,000
RIT Kits and Accessories		6	12	500	1	500		500		500		500		500		
Miscellaneous																
Flow Meter w/gauges (2017)		1	20	2250	1											
Knox Box Key Retainers		15	15	850	3										12,750	
Hose Tester (2007)		1	15	3000	1											
Rescue Jacks		1	15	4500	1				4,500							
Fold-a-Tank Frame w/liner (new in 2018)		2	15	2000	2								4,000			
Apparatus Light Bar Replacements		30	15	2000	2											
Thermal Imager Cameras		6	7	3300	6			19,800							19,800	
Total						1,500	2,100	20,300	13,500	15,000	30,100	100,900	14,000	9,500	57,350	16,000

**General Fund
Capital Outlay - Ambulance Equipment
FY 2024-25**

Description	Budg Line	Qty	Life	Cost Ea	Rep Qty	24-25	25-26	26-27	27-28	28-29	29-30	30-31	31-32	32-33	33-34	34-35
PowerLOAD for Stretcher Loading		5	10	22,500	3,2			67,500	45,000							
Back Board		12	15	250	6							1,500				
Monitor/Defib		7	10	40,000	4,3					160,000	120,000					
Vacuum Mattress Set		5	7	1,400	3,2				2,800				4,200			2,800
Traction Splints		5	15	640	3,2						1,280					
Monitor Battery Support System		2	10	2,200	1							4,400				
Portable Suction Unit		5	7	800	5					4,000						
Stair Chair		5	7	3,200	3,2		9,600						9,600		6,400	
Equipment Bags		5	7	500	2	1,000		1,000		1,000		1,000		1,000		1,000
Scoop Stretcher		5	10	1,000	1									5,000		
Power Cots		5	10	19,000	3,2	57,000	38,000									57,000
Total						58,000	47,600	68,500	47,800	165,000	121,280	6,900	13,800	6,000	6,400	60,800

**General Fund
Capital Outlay - Fire Training Equipment
FY 2024-25**

Description	Qty	Life	Cost Ea	Rep Qty	24-25	25-26	26-27	27-28	28-29	29-30	30-31	31-32	32-33	33-34	34-35
Projection Screen, Freestanding	1	10	225	1		250									350
Projector, LCD, Mounted	2	18	9000	1		2,000				2,000					2,000
Television	2	5	1200	1		2,500						2,500			
Sound System, Training Room	1	12	2000	1							2,000				1,750
Conference Room A/V	1	10	750	1		750									
Easel Board	1	8	250	2	500								500		
Child Rescue Manikin	1	8	2000	1	2,000										
Adult Rescue Manikin	1	8	2700	1							2,000				
Smoke Simulator/Generator	1	10	1700	1				2,000							
Forcible Entry Prop	1	8	7000	2							10,000				
White Boards, Training Room	3	10	650	3	2,250										2,500
White Boards, Conference Room	3	10	650	3	2,250										2,500
Training Room Tables	30	12	160	30			5,200								
Training Room Chairs	48	10	40	75											2,400
Conference Room Tables	1	30	20,000	1											
Conference Room Chairs	12	10	150	12					2,000			3,000			
Flow Meter, Portable	1	10	2250	1				3,000							
Total					7,000	5,500	5,200	5,000	2,000	2,000	14,000	5,500	500	-	11,500

**General Fund
Capital Outlay - EMS Training Equipment
FY 2024-25**

Description	Qty	Life	Cost Ea	Rep Qty	24-25	25-26	26-27	27-28	28-29	29-30	30-31	31-32	32-33	33-34	34-35
Resusci Infant (Crisis)	1	10	3200	1				4,600							
Resusci Annie CPR-D	1	6	3600	1	4,250						4,500				
Resusci Infant	1	6	600	1		900						1,100			
Adult Intubation Manikin	2	10	1200	1										1200	
Infant Intubation Head	2	7	1100	1				1,200							1,300
IV Arm	2	7	650	1					850						
Cricothyrotomy Simulator	2	8	600	1				700				800			
Infant IV Head	1	7	500	1					750						
Resusci Junior (4 Pack)	1	7	750	1				1,050							1,200
Chest Decompression Manikin	2	6	500	1	-	500						500			
Little Annie (4 Pack)	1	7	800	1			1,100							1,200	
ALS Infant	1	8	2500	1		3,600								4,000	
ALS Child	1	8	6800	1					8,000						
Fat Fred / CPR	1	8	600	1		700								800	
LCD Projector	1	10	2000	1			2,000								
Total					4,250	5,700	3,100	7,550	9,600	-	4,500	2,400	-	7,200	2,500

RESERVE FUND SUMMARY

Description	24-25	25-26	26-27	27-28	28-29	29-30	30-31	31-32	32-33	33-34	34-35	35-36	36-37	37-38	37-39	15 Year Average		20 Year
Building	56,800	26,800	16,100	83,250	36,950	62,650	19,450	41,550	36,900	33,650	63,600	39,650	49,800	1,800	15,800		\$ 38,983.33	\$ 38,983.33
FF Equipment	20,400	32,900	20,400	52,900	135,400	350,400	24,400	40,400	38,400	66,400	37,400	20,400	20,400	20,400	20,400		\$ 60,066.67	\$ 60,066.67
Technical Rescue	10,800	1,800	1,750	1,400	0	0	20,000	0	1,500	14,000	1,750	0	1,750	1,751	1,752		\$ 3,883.53	\$ 3,883.53
Fire Apparatus	460,000	0	1,400,000	180,000	0	450,000	0	0	120,000	300,000	260,000	0	120,000	800,000	1,200,000		\$ 352,666.67	\$ 445,211
Training	65,500	65,500	65,500	65,500	65,500	65,500	65,500	43,500	26,500	66,500	26,500	26,500	26,500	26,500	26,500		\$ 48,500.00	\$ 48,500.00
Total	613,500	127,000	1,503,750	383,050	237,850	928,550	129,350	125,450	223,300	480,550	389,250	86,550	218,450	850,451	1,264,452		\$ 504,100.20	\$ 596,644.06

BUILDING RESERVE FUND- FACILITY

Item	Qty	Life	Cost Ea.	24-25	25-26	26-27	27-28	28-29	29-30	30-31	31-32	32-33	33-34
Interior Painting (1 & 2)		10						5,250	5,500	6,000	6,500	7,000	
Exterior Painting (1 & 2)		10							20,000				
West Bay Painting		10						14,000					
East Bay Painting		10					16,000						
Station 2 Bay Painting												9,000	
Mezzanine Painting - Upper and Lower		10					4,500						
Carpet		8	3.70 / sq ft	10,000	10,200								10,300
Tile Flooring		10	6.50 / sq ft		9,800	9,900	10,000	10,200					
Replace A/C Units	7	15	8,000									16,000	16,000
Duct Cleaning	2,3	3	3,000	3,000			3,000			3,000			3,000
Seal Asphalt Station 1 & 2	1	5	19,000	20,000					20,000				
Kitchen Cabinets (1 & 2)	1	15											
Misc. - Roof, Gutters, Bldg. Locks, etc.							40,000						
Sub Total - Facility				33,000	20,000	9,900	73,500	29,450	45,500	9,000	6,500	32,000	29,300
Sub Total - Contents				23,800	6,800	6,200	9,750	7,500	17,150	10,450	35,050	4,900	4,350

BUILDING RESERVE FUND- FACILITY

Item	Qty	Life	Cost Ea.	24-25	25-26	26-27	27-28	28-29	29-30	30-31	31-32	32-33	33-34
Total				56,800	26,800	16,100	83,250	36,950	62,650	19,450	41,550	36,900	33,650

BUILDING RESERVE FUND- CONTENTS

Item	Qty	Life	Cost Ea	Rep Qty	24-25	25-26	26-27	27-28	28-29	29-30	30-31	31-32	32-33	33-34
Twin Bed Box Spring/Mattress	21	10	400 SET	3 SETS	1,800	1,800	1,800	1,800	1,800	1,800	1,800	1,800	1,800	1,800
Dishwasher - Living Quarters	2	5	400	2				1,200					1,200	
Dishwasher - Breakroom	1	5	600	1	600					600				
Snow 4x4 - Sta. 1		10	10,000	1						10,000				
Ice Machine - Sta. 1 & 2	2	15	2,000								2,000			
Flammable Liq. Cab - Sta. 1 & 2	3	27	1,500					1,500						
Washer - Living Quarters	1	10	1,100	1	1,100									1,100
Dryer - Living Quarters	1	10	700	1	700									700
Washer - Apparatus Bay	1	10	1,100	1	1,100								1,100	
Dryer - Apparatus Bay	1	10	700						700					
Eye Wash Station	2	10	250	1		250					250			
Microwave	3	8	500	1	500			500				500		
Couch - Day Room	2	10	600	2			3,000							
Refrigerator - Kitchen	5	10	1,800	1								9,000		
Refrigerator - Under Counter	1	10	800	1								800	800	
Refrigerator - Rehab Fluids	1	10	1,200	1						1,200		1,200		

BUILDING RESERVE FUND- CONTENTS

Item	Qty	Life	Cost Ea	Rep Qty	24-25	25-26	26-27	27-28	28-29	29-30	30-31	31-32	32-33	33-34
Recliner	6	8	1,000	3		3,000						3,000		
Stove (Station 1 and 2)	3	10	1,400	1						2,800				
Office Chairs (Dormitory Rooms)	6	10	250	6		750		750		750		750		750
Kitchen Table	1	12	2,000	1								2,000		
Kitchen Chairs	8	10	200	10				2,000						
Lobby Furniture Set	3	15	2,000	10								2,000		
Vacuum Cleaners	3	4	300	2			900				900			
Powersmith Machine	1	20	2000	1										
Exercise Bike	2	8	2000	1				2,000				2,000		
Stair Mill	2	8	5000	1	6,000						5,000			
Dumb Bells 5 - 60 lbs. 2 ea.	1	-	500	1			500							
Treadmill	1	5	7500	1	12,000							12,000		
Television Monitor	1	5	500	1		500					500			
Leg Press Machine	1	20	1500	1										

BUILDING RESERVE FUND- CONTENTS

Item	Qty	Life	Cost Ea	Rep Qty	24-25	25-26	26-27	27-28	28-29	29-30	30-31	31-32	32-33	33-34
Roman Chair	1	5	500	1		500								
Elliptical Trainer	1	10	5000	1					5,000					
					23,800	6,800	6,200	9,750	7,500	17,150	10,450	35,050	4,900	4,350

FIRE FIGHTING EQUIPMENT RESERVE FUND

Item	Qty	Purchase Date	Initial cost	Unit Life (Years)	Replacement Cost Per Unit	24-25	25-26	26-27	27-28	28-29	29-30	30-31	31-32	32-33	33-34	34-35	35-36	36-37	37-38	38-39
V-Force Turnouts	60			10	3,400	20,400	20,400	20,400	20,400	20,400	20,400	20,400	20,400	20,400	20,400	20,400	20,400	20,400	20,400	20,400
Ext. Turnouts	6				700											5,000				
Turnout Washer	1	1998	7000	12	20,000								20,000							
Breathing Air Compressor	1	2013	15,000	20	45,000										45,000					
Breathing Air Fill Station	1	1995	15,000	20	15,000															
Extrication Tool (Genesis)	1	2019	24,000	10	30,000						30,000									
Air Bag System	1	1998	8,000	10	10,000										1,000					
IRIS Cam (MSA)	2	2003/2012	10,000	15	15,000				15,000											
SCBA & Accessories	44	2015	261,270	15	300,000						300,000									
Solar Panels w/Battery Bank	4	2003	2,600	20	5,000	Transitioned to County Consortium														
Station 2 - FN Control Station (Digital)	1	2007	15,500	20	17,500				17,500											
Station 2 - FS Control Station (Digital)	1	2008	15,500	20	17,500	Transitioned to County Consortium														
Item	Qty	Purchase Date	Initial cost	Unit Life	Replacement Cost Per Unit	24-25	25-26	26-27	27-28	28-29	29-30	30-31	31-32	32-33	33-34	34-35	35-36	36-37	37-38	37-38
Stacker Butte - FN Repeater (Digital)	1	2008	17,500	20	20,000					20,000										
Mosier Repeater (Digital)	1	2008	17,500	20	20,000					20,000										
Central-FN Backup 100 W Mobile Base (Digital)	1	2008	15,500	20	17,500					17,500										
Stacker Butte - FS Backup Control Station	1	2008	15,500	20	17,500					17,500										
Central - Tac 2/Tac 5100 W Mobile Base (Digital)	1	2008	15,500	20	17,700					17,500										
Central - Microwave Link - Central to Stacker	1	2008	20,000	20	22,500					22,500										
Backup Generator - Station 2	1	2003	10,000	20	12,500		12,500													
Master Stream Device	4	2019	2,500	20	4,000							4,000								
Extrication Struts	2	2023	5,000	10	12,000											12,000				
Extrication / stabilization equipment	Various	2010	Varies	20	Varies															

FIRE FIGHTING EQUIPMENT RESERVE FUND

Portaccount 8030	1	2023	18,000	10	18,000									18,000						
Totals						20,400	32,900	20,400	52,900	135,400	350,400	24,400	40,400	38,400	66,400	37,400	20,400	20,400	20,400	20,400
Starting Balance						342,615	379,495	403,875	440,755	445,135	367,015	73,895	106,775	123,655	142,535	133,415	153,295	190,175	227,055	263,936
Expense						20,400	32,900	20,400	52,900	135,400	350,400	24,400	40,400	38,400	66,400	37,400	20,400	20,400	20,400	20,400
Transfer in						57,280	57,280	57,280	57,280	57,280	57,280	57,280	57,280	57,280	57,280	57,280	57,280	57,280	57,280	57,281
Ending Balance						379,495	403,875	440,755	445,135	367,015	73,895	106,775	123,655	142,535	133,415	153,295	190,175	227,055	263,936	300,817

TECH RESCUE RESERVE FUND

Description	Qty	Life	Cost Ea	Rep Qty	24-25	25-26	26-27	27-28	28-29	29-30	30-31	31-32	32-33	33-34
Rescue Harness	18	8	600	6	10,800									10,800
Victim Harness	3	8	400	1		1,800								1,800
Artificial High Directional	1	15	20,000	1							20,000			
Stokes Stretcher - SST w/accessories	2	10	1500	1			1,750							
Load Cell	1	5	1000	1				1,400					1,500	
Sked Stretcher	1	12	700	1										1400
Total					10,800	1,800	1,750	1,400	-	-	20,000	-	1,500	14,000

TRAINING RESERVE FUND

Item	Qty	Purchase Date	Initial Cost	Unit Life (Years)	Projected Cost	Note	24-25	25-26	26-27	27-28	28-29	29-30	30-31	31-32	32-33	33-34	34-35
							Orange (Tower Payments)							Savings toward 1			
Training Tower	1	2018	500,000	40	700,000.00	Planned Purchase/Possible Grant	62,000	62,000	62,000	62,000	62,000	62,000	62,000	23,000	23,000	23,000	23,000
Car Fire Prop	1	2022	56,000	20	70,000.00	Replace in 2042 3,500 each year in savings	3,500	3,500	3,500	3,500	3,500	3,500	3,500	3,500	3,500	3,500	3,500
FLAG Props	1 Set	2023	30,000	10	40,000.00											40,000	
ALS Manikin	1	2023	14,000	10	17,000.00									17,000			
	Total						65,500	65,500	65,500	65,500	65,500	65,500	65,500	43,500	26,500	66,500	26,500

APPARATUS RESERVE FUND

Unit ID	Year of Unit	Make	Initial Cost	Unit Life (Years)	Projected Cost	Note	24-25	25-26	26-27	27-28	28-29	29-30	30-31	31-32	32-33	33-34
E-23	2007	KME	100,000	20	\$ 889,000.00	Replace 2026			\$ 700,000							
E-21	2019	Rosenbauer	610,000	20	\$ 889,000.00	Replace 2039										
E-24	2001	Central States	280,000	20	\$ 889,000.00	Replace 2026			\$ 700,000							
E-22	2019	Rosenbauer	610,000	20	\$ 889,000.00	Replace 2039										
TR21	2018	Rosenbauer	910,000	20	\$ 1,200,000.00	Replace 2038										
WT21	2018	Rosenbauer	376,000	20	\$ 400,000.00	Replace 2038										
WT23	2018	Rosenbauer	376,000	20	\$ 400,000.00	Replace 2038										
BR23	2018 Type 6	Cascade Fire Equip	120,000	15	\$ 130,000.00	Replace 2034										
BR24	2017 Type 6	Cascade Fire Equip	120,000	15	\$ 130,000.00	Replace 2034										
B-21	1995 Type 3	BME	350,000	15	\$ 400,000.00	Replace 2023										
B-22	Type 3	BME	350,000	15	\$ 400,000.00	Replace 2023										
C21	2023	F-250	60,000	8	\$ 60,000.00	Replace 2031									\$ 60,000	
C22	2023	F-250	60,000	8	\$ 60,000.00	Replace 2031									\$ 60,000	
C24	2020	F-250	60,000	8	\$ 60,000.00	Replace 2028				\$ 60,000						
C23	2020	F-250	60,000	8	\$ 60,000.00	Replace 2028				\$ 60,000						
U21	2013	Chev.	48,000	12	\$ 60,000.00	Replace 2027				\$ 60,000						
Unit ID	Year of Unit	Make	Initial Cost	Unit Life (Years)	Projected Cost	Note	24-25	25-26	26-27	27-28	28-29	29-30	30-31	31-32	32-33	33-34
M-23	2018	Horton Dodge	220,000	10	263000/ 150000 remount	Replace 2028						\$ 150,000				
M-24	2013 Type I	Dodge	95,000	10	225,000	Replace 2023	\$ 230,000									\$ 150,000
M-25	2014 Type I	Chevy Braun	85,000	10	248,000	Replace 2024	\$ 230,000									\$ 150,000
M21	2018	Horton Dodge	220,000	10	263000/ 150000 remount	Replace 2028						\$ 150,000				
M22	2018	Horton Dodge	220,000	10	263000/ 150000 remount	Replace 2028						\$ 150,000				
Total							\$ 460,000	\$ -	\$ 1,400,000	\$ 180,000	\$ -	\$ 450,000	\$ -	\$ -	\$ 120,000	\$ 300,000

RESOURCES
General Fund

(Fund)

Mid-Columbia Fire and Rescue

(Name of Municipal Corporation)

	Historical Data			RESOURCE DESCRIPTION	Budget for Next Year 2024-2025			
	Actual		Adopted Budget This Year Year 2023-24		Proposed By Budget Officer	Approved By Budget Committee	Adopted By Governing Body	
	Second Preceding Year 2021-22	First Preceding Year 2022-23						
1	\$ 1,978,074	\$ 2,412,746	\$ 4,571,157	1 Available cash on hand* (cash basis) or	\$ 4,179,801			1
2				2 Net working capital (accrual basis)				2
3	\$ 116,105	\$ 160,776	\$ 110,000	3 Previously levied taxes estimated to be received	\$ 130,000			3
4	\$ 12,743	\$ 100,102	\$ 60,000	4 Interest	\$ 120,000			4
5	\$ 96,592	\$ 2,036,100	\$ 35,000	5 Grant	\$ 35,000			5
6	\$ 124,744	\$ 62,869	\$ 104,000	6 Miscellaneous Income	\$ 84,000			6
7	\$ 2,031,663	\$ 1,604,131	\$ 1,575,000	7 Ambulance Service Income	\$ 1,490,000			7
8		\$ 209,319	\$ 505,000	8 Ambulance Revenue GEMT	\$ 500,200			8
9		\$ -	\$ 40,000	9 Fire Protection Agreements	\$ 10,000			9
10		\$ -		10 Sale of Surplus Property				10
11	\$ 5,000	\$ 5,000	\$ 5,000	11 Transfer from Fire Med	\$ 5,000			11
12		\$ -	\$ 91,242	12 Transfer from Retirement Liability	\$ 110,000			12
13				13				13
14				14				14
15				15				15
16				16				16
17				17				17
18				18				18
19				19				19
20				20				20
21				21				21
22				22				22
23				23				23
24				24				24
25				25				25
26				26				26
27				27				27
28				28				28
29	\$ 4,364,921	\$ 6,591,043	\$ 7,096,399	29 Total resources, except taxes to be levied	\$ 6,664,001		\$ -	29
30			\$ 4,250,000	30 Taxes estimated to be received	\$ 4,486,000			30
31	\$ 3,404,575	\$ 4,168,040		31 Taxes collected in year levied				31
32	\$ 7,769,497	\$ 10,759,083	\$ 11,346,399	32 TOTAL RESOURCES	\$ 11,150,001	\$ -	\$ -	32

*The balance of cash, cash equivalents and investments in the fund at the beginning of the budget year

REQUIREMENTS SUMMARY

**FORM
LB-30**

ALLOCATED TO AN ORGANIZATIONAL UNIT OR PROGRAM & ACTIVITY

General Fund

(name of fund)

	Historical Data			REQUIREMENTS FOR: Administration	Budget For Next Year 2024-25		
	Actual		Adopted Budget This Year 2023-24		Proposed By Budget Officer	Approved By Budget Committee	Adopted By Governing Body
	Second Preceding Year 2021-22	First Preceding Year 2022-23					
1			1	PERSONNEL SERVICES			1
2			2				2
3			3				3
4			4				4
5			5				5
6			6				6
7			7				7
8	836,302	980,499	1,310,608	8 TOTAL PERSONNEL SERVICES	1,405,497		8
9	5.00	5.25	6.00	9 Total Full-Time Equivalent (FTE)	6.00		9
10			10	MATERIALS AND SERVICES			10
11			11				11
12			12				12
13			13				13
14			14				14
15			15				15
16			16				16
17			17				17
18			18				18
19			19				19
20			20				20
21			21				21
22			22				22
23			23				23
24			24				24
25			25				25
26			26				26
27	0	0	0	27 TOTAL MATERIALS AND SERVICES	0	0	27
28			28	CAPITAL OUTLAY			28
29			29				29
30			30				30
31			31				31
32			32				32
33			33				33
34			34				34
35	0	0	0	35 TOTAL CAPITAL OUTLAY	0	0	35
36	836,302	980,499	1,310,608	36 ORGANIZATIONAL UNIT / ACTIVITY TOTAL	1,405,497	0	36

REQUIREMENTS SUMMARY

**FORM
LB-30**

ALLOCATED TO AN ORGANIZATIONAL UNIT OR PROGRAM & ACTIVITY

General Fund
(name of fund)

	Historical Data			REQUIREMENTS FOR: Public Safety	Budget For Next Year 2024-25			
	Actual		Adopted Budget This Year 2023-24		Proposed By Budget Officer	Approved By Budget Committee	Adopted By Governing Body	
	Second Preceding Year 2021-22	First Preceding Year 2022-23						
1			1	PERSONNEL SERVICES				1
2			2					2
3			3					3
4			4					4
5			5					5
6			6					6
7			7					7
8	3,167,388	3,161,977	5,446,208	8 TOTAL PERSONNEL SERVICES	5,438,880			8
9	24.00	30.00	36.00	9 Total Full-Time Equivalent (FTE)	34.00			9
10			10	MATERIALS AND SERVICES				10
11			11					11
12			12					12
13			13					13
14			14					14
15			15					15
16			16					16
17			17					17
18			18					18
19			19					19
20			20					20
21			21					21
22			22					22
23			23					23
24			24					24
25			25					25
26			26					26
27	927,212	1,067,502	1,719,956	27 TOTAL MATERIALS AND SERVICES	1,662,800			27
28			28	CAPITAL OUTLAY				28
29			29					29
30			30					30
31			31					31
32			32					32
33			33					33
34			34					34
35	30,419	36,137	149,855	35 TOTAL CAPITAL OUTLAY	37,900			35
36	4,125,019	4,265,616	7,316,019	36 ORGANIZATIONAL UNIT / ACTIVITY TOTAL	7,139,580	0	0	36

**FORM
LB-30**

REQUIREMENTS SUMMARY
NOT ALLOCATED TO AN ORGANIZATIONAL UNIT OR PROGRAM
 Public Safety
 (name of fund)

	Historical Data			REQUIREMENTS DESCRIPTION	Budget For Next FY 2024-25			
	Actual		Adopted Budget This Year FY 2023-24		Proposed By Budget Officer	Approved By Budget Committee	Adopted By Governing Body	
	Second Preceding FY Year 2021-22	First Preceding FY Year 2022-23						
1				1 PERSONNEL SERVICES NOT ALLOCATED				1
2				2				2
3				3				3
4	0	0	0	4 TOTAL PERSONNEL SERVICES	0	0	0	4
5				5 Total Full-Time Equivalent (FTE)				5
6				6 MATERIALS AND SERVICES NOT ALLOCATED				6
7				7				7
8				8				8
9	0	0	0	9 TOTAL MATERIALS AND SERVICES	0	0	0	9
10				10 CAPITAL OUTLAY NOT ALLOCATED				10
11				11				11
12				12				12
13	0	0	0	13 TOTAL CAPITAL OUTLAY	0	0	0	13
14				14 DEBT SERVICE				14
15				15				15
16				16				16
17	0	0	0	17 TOTAL DEBT SERVICE	0	0	0	17
18				18 SPECIAL PAYMENTS				18
19				19				19
20				20				20
21	0	0	0	21 TOTAL SPECIAL PAYMENTS	0	0	0	21
22				22 INTERFUND TRANSFERS				22
23	395,430	749,560	559,100	23 Transfer to Reserve Funds	626,000			23
24			2,350	24 Transfer to Special Funds	2,350			24
25				25				25
26				26				26
27				27				27
28	395,430	749,560	561,450	28 TOTAL INTERFUND TRANSFERS	628,350			28
29			100,000	29 OPERATING CONTINGENCY	100,000			29
30	395,430	749,560	661,450	30 Total Requirements NOT ALLOCATED	728,350			30
31	4,961,321	5,015,176	8,616,627	31 Total Requirements for ALL Org.Units/Progams within fund	7,867,930			31
32				32 Reserved for future expenditure				32
33	2,412,746	4,763,408		33 Ending balance (prior years)				33
34			2,058,322	34 UNAPPROPRIATED ENDING FUND BALANCE	1,876,574			34
35	7,769,497	9,778,584	11,336,399	35 TOTAL REQUIREMENTS	9,744,504	0	0	35

DETAILED REQUIREMENTS

General Fund

(Name of Fund)

1	Historical Data			REQUIREMENTS FOR: Administration		Budget for Next Year 2024 - 25			1	
	Actual		Adopted Budget This Year Year 2023-24			Proposed by Budget Officer	Approved by Budget Committee	Adopted by Governing Body		
	Second Preceding Year 2021 - 22	First Preceding Year 2022 - 23								
1				1	Object Classification	Detail				1
2	129,800	149,542	165,946	2	Personnel Services	Fire Chief	173,421			2
3	0	140,316	153,444	3	Personnel Services	Assistant Fire Chief	160,352			3
4	120,009	40,706	134,760	4	Personnel Services	Division Chief (All at DC Rank in 24-25)	446,281			4
5	122,966	135,639	150,521	5	Personnel Services	Division Chief : Prevention / Pub. Ed				5
6	120,009	135,639	150,521	6	Personnel Services	Division Chief : Training				6
7	50,957	56,619	63,632	7	Personnel Services	Office Manager / Admin Clerk	69,814			7
8	4,234		-	8	Personnel Services	Background Investigator				8
9	1,710	3,903	5,000	9	Personnel Services	Uniforms	5,000			9
10	-		-	10	Personnel Services	Sick Leave Redemption				10
11	114,154	126,851	171,451	11	Personnel Services	Retirement	189,819			11
12	1,930	2,579	3,960	12	Personnel Services	Workers Compensation	3,250			12
13	1,500	1,875	1,750	13	Personnel Services	Life Insurance	2,000			13
14	119,019	125,072	163,100	14	Personnel Services	Health Insurance	146,350			14
15	2,463	2,159	6,000	15	Personnel Services	Occupational Healthcare	6,750			15
16	3,015	3,790	4,141	16	Personnel Services	Long Term Disability	6,294			16
17	-		-	17	Personnel Services	Unemployment				17
18	7,639	9,538	12,283	18	Personnel Services	Medicare	12,749			18
19	24,254	32,021	47,580	19	Personnel Services	Defined Contribution	49,431			19
20	-	1,432	-	20	Personnel Services	Social Security	-			20
21	12,643	12,816	16,377	21	Personnel Services	PEHP Plan	16,998			21
22			40,785	22	Personnel Services	Vacation Payout	81,320			22
23			15,957	23	Personnel Services	Sick Leave Payout	31,815			23
24			3,400	24	Personnel Services	PLO	3,853			24
25				25						25
26				26						26
27				27						27
28				28						28
29				29						29
30				30	Total Full Time Equivalent (FTE)* : 6					30
31				31	Ending balance (prior years)					31
32				32	UNAPPROPRIATED ENDING FUND BALANCE					32
33	836,302	980,499	1,310,608	33	TOTAL REQUIREMENTS : Admin		1,405,497	-	-	33

* When budgeting for Personnel Services Expenditures, include number of related full-time equivalent positions.

DETAILED REQUIREMENTS

General Fund

(Name of Fund)

Historical Data				REQUIREMENTS FOR: Public Safety			Budget for Next Year 2024-2025				
Actual		Adopted Budget This Year Year 2023 - 24	Proposed by Budget Officer				Approved by Budget Committee	Adopted by Governing Body			
Second Preceding Year 2021 - 22	First Preceding Year 2022 - 23										
1			1	Object Classification	Detail				1		
2	278,856	294,641	335,000	2	Personnel Services	Captain (3-FTE)	361,600			2	
3	255,389	211,609	297,900	3	Personnel Services	Lieutenant (3-FTE)	312,500			3	
4	1,027,030	968,180	1,829,450	4	Personnel Services	Firefighter(20-FTE + 3 FTE Wildland)	2,114,100			4	
5	105,760	177,256	368,000	5	Personnel Services	Single Role EMS (2- FTE)	135,000			5	
6	11,002	15,086	22,250	6	Personnel Services	Volunteer Program (employee Recog)	21,250			6	
7	2,512	1,930	7,000	7	Personnel Services	Volunteer Reimbursement	-			7	
8				8	Personnel Services	Cadet Program				8	
9	25,628	33,624	43,320	9	Personnel Services	Uniforms	42,195			9	
10	44,746	44,984	76,017	10	Personnel Services	Holiday	89,039			10	
11	118,820	118,570	88,200	11	Personnel Services	Overtime-Sick	96,075			11	
12	27,222	35,551	100,827	12	Personnel Services	Overtime-Fire	71,538			12	
13	116,034	71,325	86,520	13	Personnel Services	Overtime-Ambulance	53,500			13	
14	13,139	-	34,760	14	Personnel Services	Overtime-Technical Rescue	32,025			14	
15	28,562	41,636	109,201	15	Personnel Services	Overtime-Training	64,284			15	
16	28,000	83,329	76,000	16	Personnel Services	Overtime-Other	80,200			16	
17	12,842	10,946	12,000	17	Personnel Services	Ambulance Stand-By	9,500			17	
18		6,025	14,500	18	Personnel Services	PLO	14,230			18	
19	62,075	63,148	116,565	19	Personnel Services	Overtime-FLSA	73,306			19	
20	376,455	352,797	663,205	20	Personnel Services	Retirement	720,156			20	
21	46,632	57,858	86,520	21	Personnel Services	Workers Compensation	86,500			21	
22	14,769	18,453	18,128	22	Personnel Services	Life Insurance	19,520			22	
23	387,492	366,342	688,258	23	Personnel Services	Health Insurance	619,712			23	
24	28,073	30,709	47,195	24	Personnel Services	Occupational Healthcare	54,350			24	
25	10,015	13,278	21,929	25	Personnel Services	Long Term Disability	25,700			25	
26	30,121	29,751	51,905	26	Personnel Services	Medicare	54,525			26	
27	69,774	80,838	132,600	27	Personnel Services	Defined Contribution	129,700			27	
28	37,367	33,428	52,300	28	Personnel Services	PEHP Plan	55,394			28	
29	6,235			29	Personnel Services	Funeral Leave				29	
30	140	-	13,000	30	Personnel Services	Sick Leave Used	12,500			30	
31	152	-	44,058	31	Personnel Services	Vacation	79,181			31	
32	2,355	522	9,600	32	Personnel Services	Social Security-Payroll Expenses	11,300			32	
33	192	162	-	33	Personnel Services	Unemployment				33	
34				34	Total Full Time Equivalent (FTE)* : 33					34	
35				35	Ending balance (prior years)					35	
36				36	UNAPPROPRIATED ENDING FUND BALANCE					36	
37	3,167,388	3,161,977	5,446,208	37	TOTAL REQUIREMENTS : Public Safety Personnel Services			5,438,880	-	-	37

DETAILED REQUIREMENTS

General Fund

(Name of Fund)

1	Historical Data			REQUIREMENTS FOR: Public Safety		Budget for Next Year 2024 - 25			1	
	Actual		Adopted Budget This Year Year 2023-24			Proposed by Budget Officer	Approved by Budget Committee	Adopted by Governing Body		
	Second Preceding Year 2021 - 22	First Preceding Year 2022-23								
1	2	3	4	Object Classification	Detail				1	
2	72,372	79,328	94,046	2	Materials & Services	General Insurance	106,466			2
3	2,973	4,747	6,000	3	Materials & Services	Advertising, Publications	7,000			3
4	22,196	28,267	35,276	4	Materials & Services	Dues, Subscriptions	45,290			4
5	-	7,213	-	5	Materials & Services	Elections	4,850			5
6	16,480	28,821	32,350	6	Materials & Services	Office Expense	36,778			6
7	1,175	2,432	1,600	7	Materials & Services	Office Equipment Maintenance	1,600			7
8	3,268	7,419	-	8	Materials & Services	Office Equipment Lease	600			8
9	2,279	3,032	3,600	9	Materials & Services	Bank Charges	3,500			9
10	2,614	2,688	4,000	10	Materials & Services	Janitorial Supplies	4,000			10
11	1,136	1,511	1,600	11	Materials & Services	Residence Supplies	2,500			11
12	54,803	65,725	75,000	12	Materials & Services	Gas and Diesel	70,500			12
13	9,095	15,529	15,700	13	Materials & Services	Tires, Batteries	18,850			13
14	38,599	58,043	42,500	14	Materials & Services	Equipment Maintenance	40,000			14
15	959	3,970	4,600	15	Materials & Services	Communication Repair	4,450			15
16	833	928	1,250	16	Materials & Services	Small Equip Maintenance, Shop Supplies	2,300			16
17	660	2,167	6,100	17	Materials & Services	Fire Equipment Maintenance	9,250			17
18	8,445	7,278	14,334	18	Materials & Services	EMS Equipment Maintenance	12,080			18
19	5,441	9,219	11,266	19	Materials & Services	Equipment Testing	15,975			19
20	158,798	142,472	191,218	20	Materials & Services	Ambulance Billing Expense	191,218			20
21	20,400	21,805	22,910	21	Materials & Services	Audit, Budget	29,740			21
22	55,821	31,980	72,800	22	Materials & Services	Legal Services	72,800			22
23	53,565	128,632	166,072	23	Materials & Services	Professional Services	140,297			23
24	2,125	4,175	4,500	24	Materials & Services	Water	4,000			24
25	13,535	14,112	16,500	25	Materials & Services	Natural Gas	15,000			25
26	13,953	13,896	14,500	26	Materials & Services	Electricity	14,500			26
27	25,999	23,279	18,028	27	Materials & Services	Telephone	23,112			27
28	3,399	3,399	4,000	28	Materials & Services	Sewer	4,000			28
29	5,764	5,026	6,780	29	Materials & Services	Garbage	6,780			29
30	-			30	Materials & Services	Laundry				30
31	5,865	5,861	6,275	31	Materials & Services	EMS Training Supplies	5,380			31
32	1,805	2,806	1,775	32	Materials & Services	EMS Dues	6,050			32
33				33						33
34				34	Ending balance (prior years)					34
35				35	UNAPPROPRIATED ENDING FUND BALANCE					35
36	604,357	725,760	874,580	36	TOTAL REQUIREMENTS : This Page		898,866	-	-	36

DETAILED REQUIREMENTS

General Fund

(Name of Fund)

1	Historical Data			REQUIREMENTS FOR: Public Safety		Budget for Next Year 2024 - 25			1	
	Actual		Adopted Budget This Year Year 2023 - 24			Proposed by Budget Officer	Approved by Budget Committee	Adopted by Governing Body		
	Second Preceding Year 2021 - 22	First Preceding Year 20212- 23								
1	Object Classification	Detail								
2	6,000	6,000	22,000	2	Materials & Services	Physician Advisor	24,500			2
3	9,135	8,400	11,000	3	Materials & Services	Ambulance Expense - Transport	3,300			3
4	68,196	84,931	95,000	4	Materials & Services	Ambulance Expendable Supplies	95,000			4
5	2,562	3,117	10,560	5	Materials & Services	Ambulance Non Expendable Supplies	4,015			5
6	297	297	1,500	6	Materials & Services	Hazardous Materials	1,500			6
7	15,465	27,217	32,935	7	Materials & Services	Firefighting Supplies - Tools / Equip.	11,950			7
8	17,092	20,251	31,600	8	Materials & Services	Firefighting Supplies - PPE	28,618			8
9	12,792	12,920	16,400	9	Materials & Services	Fire Prevention Supplies	14,600			9
10	7,467	4,739	25,500	10	Materials & Services	Public Education	23,850			10
11	3,851	11,600	19,855	11	Materials & Services	Fire Training Supplies and Materials	12,275			11
12	5,985	4,056	325,000	12	Materials & Services	Fire Suppression Expense	277,357			12
13	553	2,501	6,900	13	Materials & Services	Fire Board Meals and Lodging	6,900			13
14	-	2,428	2,800	14	Materials & Services	Fire Board Conference	2,800			14
15	1,360	-	3,200	15	Materials & Services	EMS Scholarships	87,000			15
16	7,905	6,700	10,500	16	Materials & Services	Voluntary Training - Bargaining Unit	9,000			16
17	34,497	32,269	92,650	17	Materials & Services	General Training - ALL	49,700			17
18	1,084	590	5,400	18	Materials & Services	Voluntary Training - Administration	6,000			18
19	3,326	18,539	33,000	19	Materials & Services	Voluntary Training - Volunteers	-			19
20	10,203	19,501	17,154	20	Materials & Services	Building Maintenance	21,946			20
21	6,572	7,523	7,000	21	Materials & Services	Building Maintenance Agreements	7,000			21
22	-	3,105	3,500	22	Materials & Services	Grounds Maintenance	3,500			22
23	1,419	2,073	2,372	23	Materials & Services	Postage and Shipping	2,008			23
24	2,371	5,071	7,550	24	Materials & Services	Miscellaneous Expense	5,300			24
25	103,887	57,070	59,000	25	Materials & Services	911 Services	62,815			25
26	835	845	3,000	26	Materials & Services	Training Prop Maintenance and Operation	3,000			26
27				27						27
28				28						28
29				29						29
30				30						30
31				31						31
32				32						32
33				33	Ending balance (prior years)					33
34				34	UNAPPROPRIATED ENDING FUND BALANCE					34
35	322,854	341,743	845,376	35	TOTAL REQUIREMENTS : This Page		763,934	-	-	35
36	927,212	1,067,502	1,719,956	36	TOTAL REQUIREMENTS : Public Safety Materials & Service		1,662,800	-	-	36

DETAILED REQUIREMENTS

General Fund

(Name of Fund)

1	Historical Data			1	REQUIREMENTS FOR: Public Safety	Budget for Next Year 2024-25			1
	Actual		Adopted Budget This Year Year 20203- 24			Proposed by Budget Officer	Approved by Budget Committee	Adopted by Governing Body	
	Second Preceding Year 2021 - 22	First Preceding Year 2022- 23							
2	11,666	8,783	102,230	2	Capital Outlay Firefighting Equipment	8,050			2
3	2,718	15,817	4,000	3	Capital Outlay Office Equipment	18,025			3
4				4	Capital Outlay Station Equipment				4
5				5	Capital Outlay Ambulance Equipment				5
6	2,723	9,281	6,875	6	Capital Outlay Radio Equipment	5,525			6
7			36,750	7	Capital Outlay Fire Training Equipment				7
8			-	8	Capital Outlay Prevention	6,300			8
9				9	Capital Outlay Occupational Healthcare Equipment				9
10	13,313	2,256		10	Capital Outlay EMS Training Equipment				10
11				11					11
12				12					12
13				13					13
14				14					14
15				15					15
16				16					16
17				17					17
18				18					18
19				19					19
20				20					20
21				21					21
22				22					22
23				23					23
24				24					24
25				25					25
26				26					26
27				27					27
28				28					28
29				29					29
30				30					30
31				31					31
32				32					32
33				33	Ending balance (prior years)				33
34				34	UNAPPROPRIATED ENDING FUND BALANCE				34
35	30,419	36,137	149,855	35	TOTAL REQUIREMENTS : This Page	37,900	-	-	35
36	30,419	36,137	149,855	36	TOTAL REQUIREMENTS : Public Safety	37,900			36

**SPECIAL FUND
RESOURCES AND REQUIREMENTS**

FireMed
(Fund)

Mid-Columbia Fire and Rescue
(Name of Municipal Corporation)

	Historical Data				DESCRIPTION RESOURCES AND REQUIREMENTS	Budget for Next Year 2024 - 25			
	Actual		Adopted Budget Year 2023-24			Proposed By Budget Officer	Approved By Budget Committee	Adopted By Governing Body	
	Second Preceding Year 2021- 22	First Preceding Year 2022 - 23							
1				1	RESOURCES				1
2	37,189	74,563	63,563	2	Cash on hand * (cash basis), or	39,140			2
3				3	Working Capital (accrual basis)				3
4				4	Previously levied taxes estimated to be received				4
5	351	6,698	1,000	5	Interest	1,000			5
6				6	Transferred IN, from other funds				6
7				7	FireMed Other Revenue				7
8	42,022	42,825	41,000	8	FireMed Fees	41,000			8
9				9					9
10	79,562	124,086	105,563	10	Total Resources, except taxes to be levied	81,140			10
11				11	Taxes estimated to be received				11
12				12	Taxes collected in year levied				12
13	79,563	124,086	105,563	13	TOTAL RESOURCES	81,140	-	-	13
14				14	REQUIREMENTS **				14
15				15	Org. Unit or Prog. & Activity Object Classification Detail				15
16		300	8,000	16		8,000			16
17		44,945	65,800	17		68,140			17
18	5,000	5,000	5,000	18		5,000			18
19			26,763	19					19
20				20					20
21				21					21
22				22					22
23				23					23
24				24					24
25				25					25
26				26					26
27				27					27
28				28					28
29	74,563	73,840		29	Ending balance (prior years)				29
30				30	UNAPPROPRIATED ENDING FUND BALANCE	-	-	-	30
31	79,563	124,086	105,563	31	TOTAL REQUIREMENTS	81,140	-	-	31

*The balance of cash, cash equivalents and investments in the fund at the beginning of the budget year

**List requirements by organizational unit or program, activity, object classification, then expenditure detail. If the requirement is "not allocated", then list by object classification and expenditure detail.

**SPECIAL FUND
RESOURCES AND REQUIREMENTS**

Stacker Butte
(Fund)

Mid-Columbia Fire and Rescue
(Name of Municipal Corporation)

1	Historical Data			2	DESCRIPTION RESOURCES AND REQUIREMENTS	Budget for Next Year 2024 - 25			1
	Actual		Adopted Budget Year 2023-24			Proposed By Budget Officer	Approved By Budget Committee	Adopted By Governing Body	
	Second Preceding Year 2021- 22	First Preceding Year 2022 - 23							
2	42,134	40,952	41,404	2	Cash on hand * (cash basis), or	60,673			2
3				3	Working Capital (accrual basis)				3
4				4	Previously levied taxes estimated to be received				4
5	219	1,012	750	5	Interest	1,000			5
6	2,350	2,350	2,350	6	Transferred IN, from other funds	2,350			6
7	14,611	22,164	20,088	7	Sub-Lease and Rental Fees	23,468			7
8	3,119	7,858	9,625	8	SB Consortium Utilities	12,000			8
9				9					9
10	62,433	74,336	74,217	10	Total Resources, except taxes to be levied	99,491			10
11				11	Taxes estimated to be received				11
12				12	Taxes collected in year levied				12
13	62,434	74,336	74,217	13	TOTAL RESOURCES	99,491	-	-	13
14				14	REQUIREMENTS **				14
15				15	Org. Unit or Prog. & Activity				15
16	21,482	24,157	28,510	16	Object Classification				16
17	-	2,640	5,000	17	Detail				17
18	-			18	Materials and Services	28,934			18
19				19	Capital Outlay	8,000			19
20				20					20
21				21					21
22				22					22
23				23					23
24				24					24
25				25					25
26				26					26
27				27					27
28				28					28
29	40,952	47,539		29	Ending balance (prior years)				29
30			40,707	30	UNAPPROPRIATED ENDING FUND BALANCE	62,557	-	-	30
31	62,434	74,336	74,217	31	TOTAL REQUIREMENTS	99,491	-	-	31

*The balance of cash, cash equivalents and investments in the fund at the beginning of the budget year

**List requirements by organizational unit or program, activity, object classification, then expenditure detail. If the requirement is "not allocated", then list by object classification and expenditure detail.

**FORM
LB-11**

This fund is authorized and established by resolution / ordinance number
06-95 on (date) **05/15/1995** for the following specified purpose:

To Purchase and Maintain Fire Suppression Equipment

**RESERVE FUND
RESOURCES AND REQUIREMENTS**

Year this reserve fund will be reviewed to be continued or abolished.

Date can not be more than 10 years after establishment.

Review Year: Reviewed Annually

**Equipment Reserve
(Fund)**

**Mid-Columbia Fire and Rescue
(Name of Municipal Corporation)**

1	Historical Data			2	DESCRIPTION RESOURCES AND REQUIREMENTS	Budget for Next Year 2024 - 25			1
	Actual		Adopted Budget Year 2023 - 24			Proposed By Budget Officer	Approved By Budget Committee	Adopted By Governing Body	
	Second Preceding Year 2021-22	First Preceding Year 2022-23							
2	671,195	942,488	542,988	2	Cash on hand * (cash basis), or	851,883			2
3				3	Working Capital (accrual basis)				3
4				4	Previously levied taxes estimated to be received				4
5	4,194	15,730	5,000	5	Interest	7,500			5
6	280,000	419,000	419,000	6	Transferred IN, from other funds	446,000			6
7	-		64,000	7	Sale of Equipment				7
8				8	FEMA Grant Proceeds				8
9				9					9
10	955,389	1,377,218	1,030,988	10	Total Resources, except taxes to be levied	1,305,383			10
11				11	Taxes estimated to be received				11
12				12	Taxes collected in year levied				12
13	955,389	1,377,218	1,030,988	13	TOTAL RESOURCES	1,305,383	-	-	13
14				14	REQUIREMENTS **				14
15				15	Org. Unit or Prog. & Activity				15
16	12,901	904,384	565,000	16	Object Classification				16
17			465,988	17	Detail				17
18				18	Capital Outlay	600,000			18
19				19	Other Appropriations	705,383			19
20				20					20
21				21					21
22				22					22
23				23					23
24				24					24
25				25					25
26				26					26
27				27					27
28				28					28
29	942,488	472,833		29	Ending balance (prior years)				29
30			-	30	UNAPPROPRIATED ENDING FUND BALANCE	-			30
31	955,389	1,377,218	1,030,988	31	TOTAL REQUIREMENTS	1,305,383	-	-	31

*The balance of cash, cash equivalents and investments in the fund at the beginning of the budget year

**List requirements by organizational unit or program, activity, object classification, then expenditure detail. If the requirement is "not allocated", then list by object classification and expenditure detail.

**FORM
LB-11**

This fund is authorized and established by resolution / ordinance number
06-95 on (date) **05/15/1995** for the following specified purpose:

Capital Expenditure / Building Maintenance

**RESERVE FUND
RESOURCES AND REQUIREMENTS**

Year this reserve fund will be reviewed to be continued or abolished.

Date can not be more than 10 years after establishment.

Review Year: Reviewed Annually

**Building Reserve
(Fund)**

**Mid-Columbia Fire and Rescue
(Name of Municipal Corporation)**

1	Historical Data			2	DESCRIPTION RESOURCES AND REQUIREMENTS	Budget for Next Year 2024 - 25			1
	Actual		Adopted Budget Year 2023-24			Proposed By Budget Officer	Approved By Budget Committee	Adopted By Governing Body	
	Second Preceding Year 2021-22	First Preceding Year 2022-23							
2	105,250	85,099	311,099	2	Cash on hand * (cash basis), or	301,788			2
3				3	Working Capital (accrual basis)				3
4				4	Previously levied taxes estimated to be received				4
5	478	2,985	1,200	5	Interest	8,500			5
6	42,500	262,500	42,500	6	Transferred IN, from other funds	40,000			6
7				7	Enterprise Zone Fee Revenue				7
8		7,500		8	Other Revenue				8
9				9					9
10	148,228	358,084	354,799	10	Total Resources, except taxes to be levied	350,288			10
11				11	Taxes estimated to be received				11
12				12	Taxes collected in year levied				12
13	148,228	358,084	354,799	13	TOTAL RESOURCES	350,288	-	-	13
14				14	REQUIREMENTS **				14
15				15	Org. Unit or Prog. & Activity				15
16	63,129	53,795	110,100	16	Object Classification				16
17			244,699	17	Detail				17
18				18	Capital Outlay	55,150			18
19				19	Other Appropriations	295,138			19
20				20					20
21				21					21
22				22					22
23				23					23
24				24					24
25				25					25
26				26					26
27				27					27
28				28					28
29	85,099	304,288		29	Ending balance (prior years)				29
30			-	30	UNAPPROPRIATED ENDING FUND BALANCE	-			30
31	148,228	358,084	354,799	31	TOTAL REQUIREMENTS	350,288	-	-	31

*The balance of cash, cash equivalents and investments in the fund at the beginning of the budget year

**List requirements by organizational unit or program, activity, object classification, then expenditure detail. If the requirement is "not allocated", then list by object classification and expenditure detail.

**FORM
LB-11**

This fund is authorized and established by resolution / ordinance number
09-08 on (date) **06/15/98** for the following specified purpose:

Capital Expenditure / Maintenance

**RESERVE FUND
RESOURCES AND REQUIREMENTS**

Year this reserve fund will be reviewed to be continued or abolished.

Date can not be more than 10 years after establishment.

Review Year: Reviewed Annually

**Training Reserve
(Fund)**

**Mid-Columbia Fire and Rescue
(Name of Municipal Corporation)**

1	Historical Data			DESCRIPTION RESOURCES AND REQUIREMENTS	Budget for Next Year 2024-25			1
	Actual		Adopted Budget Year 2023 - 24		Proposed By Budget Officer	Approved By Budget Committee	Adopted By Governing Body	
	Second Preceding Year 2021-22	First Preceding Year 2022-23						
2	153,603	162,826	183,930	2	Cash on hand * (cash basis), or	129,365		2
3				3	Working Capital (accrual basis)			3
4				4	Previously levied taxes estimated to be received			4
5	926	3,630	2,000	5	Interest	2,000		5
6	5,090			6	Transferred IN, from other funds	5,000		6
7	7,425	29,987	33,000	7	Income From Classes Held at MCFR	40,000		7
8	56,847	56,000	56,000	8	Training Reserve Other Revenue	56,000		8
9				9	Training Tower Loan Proceeds			9
10	223,891	252,443	274,930	10	Total Resources, except taxes to be levied	232,365		10
11				11	Taxes estimated to be received			11
12				12	Taxes collected in year levied			12
13	223,891	252,443	274,930	13	TOTAL RESOURCES	232,365	-	-
14				14	REQUIREMENTS **			14
15				15	Org. Unit or Prog. & Activity Object Classification Detail			15
16	-	8,008	34,500	16		Materials and Services	56,000	16
17	-	47,117		17		Capital Outlay	95,500	17
18	50,808	51,829	52,871	18		Training Tower Loan Principal	53,934	18
19	10,257	7,526	6,526	19		Training Tower Loan Interest	5,462	19
20			181,033	20		Other Appropriations	21,469	20
21				21				21
22				22				22
23				23				23
24				24				24
25				25				25
26				26				26
27				27				27
28				28				28
29	162,826	137,962	-	29	Ending balance (prior years)			29
30				30	UNAPPROPRIATED ENDING FUND BALANCE			30
31	223,891	252,443	274,930	31	TOTAL REQUIREMENTS	232,365	-	-

*The balance of cash, cash equivalents and investments in the fund at the beginning of the budget year

**List requirements by organizational unit or program, activity, object classification, then expenditure detail. If the requirement is "not allocated", then list by object classification and expenditure detail.

**FORM
LB-11**

This fund is authorized and established by resolution / ordinance number
99-09 on (date) **06/21/99** for the following specified purpose:

Capital Expenditure / Maintenance

**RESERVE FUND
RESOURCES AND REQUIREMENTS**

Year this reserve fund will be reviewed to be continued or abolished.

Date can not be more than 10 years after establishment.

Review Year: Reviewed Annually

**Technical Rescue
(Fund)**

**Mid-Columbia Fire and Rescue
(Name of Municipal Corporation)**

1	Historical Data			1	DESCRIPTION RESOURCES AND REQUIREMENTS	Budget for Next Year 2024 - 25			1
	Actual		Adopted Budget Year 2023-24			Proposed By Budget Officer	Approved By Budget Committee	Adopted By Governing Body	
	Second Preceding Year 2021-22	First Preceding Year 2022-23							
2	55,674	59,693	62,193	2	Cash on hand * (cash basis), or	62,362			2
3				3	Working Capital (accrual basis)				3
4				4	Previously levied taxes estimated to be received				4
5	322	1,465	1,000	5	Interest	1,000			5
6	3,710	3,710		6	Transferred IN, from other funds	4,000			6
7				7	Grant / Other Revenue				7
8				8					8
9				9					9
10	59,706	64,868	63,193	10	Total Resources, except taxes to be levied	67,362			10
11				11	Taxes estimated to be received				11
12				12	Taxes collected in year levied				12
13	59,706	64,868	63,193	13	TOTAL RESOURCES	67,362	-	-	13
14				14	REQUIREMENTS **				14
15				15	Org. Unit or Prog. & Activity Object Classification Detail				15
16	13		5,425	16		Materials and Services	13,740		16
17		3,216	8,528	17		Capital Outlay	35,000		17
18			49,240	18		Other Appropriations	18,622		18
19				19					19
20				20					20
21				21					21
22				22					22
23				23					23
24				24					24
25				25					25
26				26					26
27				27					27
28				28					28
29	59,693	61,652		29	Ending balance (prior years)				29
30			-	30	UNAPPROPRIATED ENDING FUND BALANCE	-	-	-	30
31	59,706	64,868	63,193	31	TOTAL REQUIREMENTS	67,362	-	-	31

*The balance of cash, cash equivalents and investments in the fund at the beginning of the budget year

**List requirements by organizational unit or program, activity, object classification, then expenditure detail. If the requirement is "not allocated", then list by object classification and expenditure detail.

**FORM
LB-11**

This fund is authorized and established by resolution / ordinance number
00-06 on (date) **06/19/2000** for the following specified purpose:

Capital Equipment and Maintenance

**RESERVE FUND
RESOURCES AND REQUIREMENTS**

Year this reserve fund will be reviewed to be continued or abolished.

Date can not be more than 10 years after establishment.

Review Year: Reviewed Annually

**FF Equipment and Suppression Reserve
(Fund)**

**Mid-Columbia Fire and Rescue
(Name of Municipal Corporation)**

Historical Data				DESCRIPTION RESOURCES AND REQUIREMENTS	Budget for Next Year 2024 - 25				
Actual		Adopted Budget Year 2023 - 24	Proposed By Budget Officer		Approved By Budget Committee	Adopted By Governing Body			
Second Preceding Year 2021-22	First Preceding Year 2022-23								
1			1	RESOURCES			1		
2	264,595	320,959	327,259	2	Cash on hand * (cash basis), or	356,115	2		
3				3	Working Capital (accrual basis)		3		
4				4	Previously levied taxes estimated to be received		4		
5	1,584	7,673	3,500	5	Interest	8,500	5		
6	54,780	57,000	57,000	6	Transferred IN, from other funds	61,000	6		
7				7	FEMA Grant Proceeds		7		
8				8			8		
9				9			9		
10	320,959	385,632	387,759	10	Total Resources, except taxes to be levied	425,615	10		
11				11	Taxes estimated to be received		11		
12				12	Taxes collected in year levied		12		
13	320,959	385,632	387,759	13	TOTAL RESOURCES	425,615	-	-	13
14				14	REQUIREMENTS **				14
15				15	Org. Unit or Prog. & Activity				15
					Object Classification				
					Detail				
16	-	27,717	122,900	16		112,200			16
17		-	214,859	17		263,415			17
18		7,800	50,000	18		50,000			18
19				19					19
20				20					20
21				21					21
22				22					22
23				23					23
24				24					24
25				25					25
26				26					26
27				27					27
28				28					28
29	320,959	350,115		29	Ending balance (prior years)				29
30			-	30	UNAPPROPRIATED ENDING FUND BALANCE		-	-	30
31	320,959	385,632	387,759	31	TOTAL REQUIREMENTS	425,615	-	-	31

*The balance of cash, cash equivalents and investments in the fund at the beginning of the budget year

**List requirements by organizational unit or program, activity, object classification, then expenditure detail. If the requirement is "not allocated", then list by object classification and expenditure detail.

**FORM
LB-35**

**BONDED DEBT
RESOURCES AND REQUIREMENTS**

Bond Debt Payments are for:

- Revenue Bonds or
- General Obligation Bonds

Mid-Columbia Fire and Rescue

DEBT SERVICE

(Fund)

(Name of Municipal Corporation)

Historical Data			DESCRIPTION OF RESOURCES AND REQUIREMENTS	Budget for Next Year 2024-25			
Actual		Adopted Budget This Year 2023 - 24		Proposed By Budget Officer	Approved By Budget Committee	Adopted By Governing Body	
Second Preceding Year 2021- 22	First Preceding Year 2022- 23						
1			1	Resources			1
2	38,408	57,117	2	Beginning Cash on Hand (Cash Basis), or	92,343		2
3			3	Working Capital (Accrual Basis)			3
4	8,656	13,598	4	Previously Levied Taxes to be Received	6,300		4
5	797	5,931	5	Interest	3,000		5
6			6	Transferred from Other Funds			6
7			7				7
8	47,861	76,646	8	Total Resources, Except Taxes to be Levied	101,643		8
9			9	Taxes Estimated to be Received *	308,700		9
10	294,504	303,076	10	Taxes Collected in Year Levied			10
11	342,365	379,722	11	TOTAL RESOURCES	410,343	0	0
				Requirements			
				Bond Principal Payments			
12			12	Bond Issue	Budgeted Payment Date		12
13			13				13
14	195,000	210,000	14	February 2018	June 15, 2023	235,000	14
15			15				15
16	195,000	210,000	16	Total Principal		235,000	0
				Bond Interest Payments			
17			17	Bond Issue	Budgeted Payment Date		17
18	45,125	42,840	18	February 2018	December 15, 2023	36,850	18
19	45,125	42,840	19	February 2018	June 15, 2024	36,850	19
20			20				20
21	90,249	85,679	21	Total Interest		73,700	0
22			22	Prior Period Adjustment			22
				Unappropriated Balance for Following Year By			
23			23	Bond Issue	Projected Payment Date		23
24			24				24
25			25				25
26	0	0	26	Admin Expense / Bank Fees		500	26
27	57,117	84,043	27	Ending balance (prior years)			27
28			28	Total Unappropriated Ending Fund Balance		101,143	28
29			29	Loan Repayment to _____ Fund			29
30			30	Tax Credit Bond Reserve			30
31	342,365	379,722	31	TOTAL REQUIREMENTS	410,343	0	0

**FORM
LB-11**

This fund is authorized and established by resolution / ordinance number
on (date) **05/2010** for the following specified purpose:

Liabilities created by retirement of personnel

**RESERVE FUND
RESOURCES AND REQUIREMENTS**

Year this reserve fund will be reviewed to be continued or abolished.

Date can not be more than 10 years after establishment.

Review Year: Reviewed Annually

**Retirement Liability Fund
(Fund)**

**Mid-Columbia Fire and Rescue
(Name of Municipal Corporation)**

1	Historical Data			1	DESCRIPTION RESOURCES AND REQUIREMENTS	Budget for Next Year 2024-25			1
	Actual		Adopted Budget Year 2023 - 24			Proposed By Budget Officer	Approved By Budget Committee	Adopted By Governing Body	
	Second Preceding Year 2021-22	First Preceding Year 2022-23							
2	101,745	109,333	110,733	2	Cash on hand * (cash basis), or	120,696			2
3				3	Working Capital (accrual basis)				3
4				4	Previously levied taxes estimated to be received				4
5	588	2,763	1,500	5	Interest	3,000			5
6	7,000	5,000	40,600	6	Transferred IN, from other funds	70,000			6
7				7	Grant / Other Revenue				7
8				8					8
9				9					9
10	109,333	117,096	152,833	10	Total Resources, except taxes to be levied	193,696			10
11				11	Taxes estimated to be received				11
12				12	Taxes collected in year levied				12
13	109,333	117,096	152,833	13	TOTAL RESOURCES	193,696	-	-	13
14				14	REQUIREMENTS **				14
15				15	Org. Unit or Prog. & Activity Object Classification Detail				15
16	-	-	91,242	16	Transfer to General Fund/Ret. Expense	153,200			16
17				17					17
18				18					18
19				19					19
20				20					20
21				21					21
22				22					22
23				23					23
24				24					24
25				25					25
26				26					26
27				27					27
28				28					28
29	109,333	117,096		29	Ending balance (prior years)				29
30			61,591	30	UNAPPROPRIATED ENDING FUND BALANCE	40,496	-	-	30
31	109,333	117,096	152,833	31	TOTAL REQUIREMENTS	193,696	-	-	31

*The balance of cash, cash equivalents and investments in the fund at the beginning of the budget year

**List requirements by organizational unit or program, activity, object classification, then expenditure detail. If the requirement is "not allocated", then list by object classification and expenditure detail.